
Economics Working Paper 60

Expectations-Driven Spatial Fluctuations

Jordi Galí*
Columbia University
Universitat Pompeu Fabra
and
C.E.P.R.

January 1994
(First draft: November 1992)



Economics Working Paper 60

Expectations-Driven Spatial Fluctuations

Jordi Galí*
Columbia University
Universitat Pompeu Fabra
and
C.E.P.R.

January 1994
(First draft: November 1992)

Keywords: Regional fluctuations, Sunspot equilibria, Location decisions

Journal of Economic Literature classification: C32, C33, E32

*Thanks are due to Sam Kortum, Jose De Gregorio, and participants at the 1993 Summer Meetings of the Econometric Society (Boston), the 1993 NBER Summer Institute and the CEPR Conference on "Location of Economic Activity: Theories and Evidence" (Vigo, December 1993) for helpful comments, and to Joon-Ho Hahn for research assistance. Part of this paper was written while visiting Universitat Pompeu Fabra.

Current address (academic year 93-94): Facultat d'Econòmiques, Universitat Pompeu Fabra, Balmes 132, 08008 Barcelona (Spain), Tel.: (343) 484-9751, Fax: (343) 484-9746, E-mail: gali@upf.es.

Permanent address: Graduate School of Business, 607 Uris Hall, Columbia University, New York, NY 10027. Tel. (212) 854-2641.

UNIVERSITAT POMPEU FABRA
BIBLIOTECA



1001970246

Abstract

I develop a dynamic spatial model with monopolistic competition, increasing returns and labor mobility. Even when shocks to preferences or technology are absent, rational expectations equilibria characterized by stationary random fluctuations in the spatial allocation of resources are shown to exist. Such fluctuations result from the interaction between forward looking location decisions and the agglomeration/congestion economies implied by the assumptions on market structure and preferences. Welfare losses result from the unnecessary randomness of equilibrium allocations along such equilibria.

1. Introduction

Characterizations of business cycles, both in econometric studies and in informal accounts, have traditionally relied on the observation and analysis of aggregate data at the country level. Such a practice has tended to conceal the important differences in the cyclical performance of the economy of different regions and cities within a given country. Despite that traditional neglect, and partly as a consequence of the diversity of regional experiences during the recent recession in the U.S.¹, many economists seem to be turning their attention towards regional fluctuations².

Explanations for regional fluctuations found in the literature or in the popular press typically rely on some type of shocks to fundamentals that hit different regions in an asymmetric fashion. The interaction of sectoral shocks and differences in the sectoral composition of employment across regions is thus seen as a natural source of differences in regional economic performances (e.g., Dunn (1980), Garcia-Milà and McGuire (1992)). Another explanation often given involves the existence of imperfectly correlated shocks to local fiscal policies (e.g., Bartik (1991)).

In a previous paper (Galí (1994)) I explored an alternative explanation for regional fluctuations, one based on the possibility of variations in the spatial allocation of resources resulting from sunspot-driven revisions in expectations. That possibility was analyzed in the context of a two-period model with "local" technological spillovers and convex moving costs, and shown to be the result of the interaction between forward-looking location decisions and the macroeconomic complementarities arising from the presence of local spillovers. In the present paper I extend that analysis in two respects. First, I use an infinite horizon framework, which allows me to focus on the possibility of persistent, stationary spatial fluctuations. Second, and following Krugman (1979), Stahl (1983), Rivera-Batiz (1983, 1988), Fujita (1988), and Matsuyama (1992) (among others) I introduce monopolistic competition, increasing returns and

consumer's "taste for diversity" as a source of agglomeration economies: the latter arise as a result of the mutual reinforcement between the number of goods available in a given location (equivalently, the number of active firms) and the size of the market (determined by the number of consumers/workers in the same location). The presence of congestion effects or agglomeration diseconomies (e.g. higher land rents, housing prices, and commuting costs) tends to offset the previous effect and, if sufficiently strong, helps rule out equilibrium allocations characterized by full concentration in one location³.

Unfortunately, most of the models found in the aforementioned literature have a static nature, and/or the dynamic stories that are often told to characterize spatial allocation changes over time are based on an ad-hoc adjustment process that does not take expectations explicitly into account⁴. The present paper, in contrast, embeds many of the elements found in that literature in an explicitly dynamic framework with rational expectations.

More specifically, I use a two-region version of an overlapping generations (OLG) model, a key feature of which is the irreversible location decision that each agent faces at the beginning of his life, and which determines the labor and goods markets he will have access to during his lifetime. In each period and location a number of monopolistically competitive firms operate, each of which produces a differentiated nontradable good using an increasing returns technology that requires a single input (labor services)⁵. Our assumptions on technology, preferences and market structure imply that the number of goods available at each location—and, as a result, the level of utility derived by the local residents—is a function of the size of the labor force in that location. Consequently, and given the demographic structure of the model, the location decision made by a given agent will ultimately be based on the spatial allocation resulting from similar location decisions faced by the previous cohort and

other agents in his cohort, as well as his expectations on the next cohort's spatial distribution. As I show below, the latter feature plays a key role in generating the possibility of stationary sunspot equilibria, i.e. stochastic fluctuations in the spatial allocation of employment and output, driven by self-fulfilling revisions in expectations. In fact, whether the possibility of such fluctuations arises or not depends on the extent to which the future "matters" in consumers' location decisions, a circumstance which depends, among other factors, on the endowment pattern over the life cycle and on the discount factor.

In my model, expectations-driven spatial fluctuations arise in an environment in which sectoral and/or fiscal shocks are absent. Needless to say, the paper's focus on such fluctuations should not be interpreted as a denial of the existence and/or importance of sectoral, policy or other fundamental shocks as sources of regional or urban fluctuations, but as a way of stressing the possibility of an independent, "nonfundamental" component in them.

2. The Model

a. Consumers

I assume a demographic structure characterized by overlapping cohorts of non altruistic, two period-lived consumers. I normalize the size of each cohort to be equal to one, which implies a constant population size of two.

Each consumer is endowed with $(1+\delta)$ units of labor services when young and $(1-\delta)$ units when old, where $|\delta| \leq 1$. Before selling his first-period endowment, each consumer must choose a location among a number of possible alternatives. That location decision is irreversible, and constrains the consumer to sell his labor services to, and to purchase goods from, local firms. In other words, I make the (admittedly extreme) assumptions of no tradeability of goods across locations, and of infinite moving costs.

For simplicity I assume the existence of only two possible locations, a and b .

Having chosen location $i \in \{a, b\}$, a consumer belonging to the cohort born in period t —henceforth, cohort t —seeks to maximize

$$V_t^i \equiv \max U(c_{1t}^i) - Z(N_t^i) + \beta E_t \{ U(c_{2t+1}^i) - Z(N_{t+1}^i) \} \quad (1)$$

subject to

$$c_{ht}^i = \sum_{j=1}^{M_t^i} (c_{ht}^{ij})^{(\sigma-1)/\sigma} \quad , \quad \sigma > 1, h = 1, 2 \quad (2)$$

$$\sum_{j=1}^{M_t^i} p_t^{ij} c_{ht}^{ij} = (1+\delta) - s_t^i \equiv a_{1t}^i \quad (3)$$

$$\sum_{j=1}^{M_{t+1}^i} p_{t+1}^{ij} c_{2t+1}^{ij} = (1-\delta) + s_t^i R_t^i \equiv a_{2t+1}^i \quad (4)$$

where U is a continuously differentiable utility function satisfying $U' > 0$, and $U'' \leq 0$. β is the discount factor. E_t is the usual expectational operator, conditional on an information set which includes all variables, both individual and aggregate, with a time subscript $t' \leq t$. c_{ht}^{ij} denotes the quantity of good j produced in location i and consumed in period t by an individual of age h ($h = 1$ if "young", $h = 2$ if "old"). According to (2), c_{ht}^i is a CES function of the quantities c_{ht}^{ij} , $j = 1, 2, \dots, M_t^i$, where M_t^i denotes the number of different good types available at location i in period t . Parameter σ measures the elasticity of substitution across goods, and is assumed to be strictly greater than one⁶. p_t^{ij} is the price in period t of a unit of good j produced (and consumed) in location i . Period t consumption expenditures by a consumer of age h in location i are denoted by a_{ht}^i . s_t^i is the level of savings chosen by (young) consumers in

location i , in period t . R_t^i is the corresponding return on those savings. Given the assumed endowment pattern, the stream of labor income accruing to a consumer is thus given by $(I+\delta, I-\delta)$, as is reflected in the budget constraints (3) and (4). All prices and returns are expressed in terms of (local) labor service units (i.e., the wage is normalized to one in all periods and locations).

Finally, $Z(\cdot)$ measures the disutility resulting from the "congestion effects" experienced from having to share a limited amount of space with other agents. Thus, Z is meant to capture in an admittedly ad-hoc fashion the effects of population size and density on traffic congestion, the cost of housing rentals or purchases, lack of open spaces, crime, etc. I assume that those costs, as measured by Z , are increasing and convex in the level of *local* employment. The latter is denoted by N_t^i , and can be expressed as $N_t^i \equiv (I+\delta) n_t^i + (I-\delta) n_{t-1}^i$. Hence, I assume $Z'(N_t^i) > 0$, and $Z''(N_t^i) \geq 0$, for $0 \leq N_t^i \leq 2^7$.

Throughout it is assumed that each individual perceives its location decision to have a negligible effect on the current value and the probability distribution of future values of M^i and N^i , and thus takes those variables (or, more precisely, their distribution) as given.

The solution to the problem faced by a consumer born in period t can be solved in three stages. In a first stage he solves for the optimal bundle of goods, conditional on being in location i and having chosen a pattern of expenditures (a_{1t}^i, a_{2t+1}^i) . The solution to that first-stage problem is given by (see, e.g., Dixit and Stiglitz (1977)),

$$c_{1t}^{ij} = [p_t^{ij} / P_t^i]^{-\sigma} [a_{1t}^i / (P_t^i M_t^i)] \quad (5)$$

$$c_{2t+1}^{ij} = [p_{t+1}^{ij} / P_{t+1}^i]^{-\sigma} [a_{2t+1}^i / (P_{t+1}^i M_{t+1}^i)] \quad (6)$$

where P_t^i is location i 's price index in period t , defined as

$$P_t^i \equiv [(1/M_t^i) \sum_{j=1}^{M_t^i} (p_t^{ij})^{1-\sigma}]^{1/(1-\sigma)} \quad (7)$$

The level of composite consumption is then given by

$$c_{1t}^i = (M_t^i)^{1/\sigma} [a_{1t}^i / P_t^i]^{(\sigma-1)/\sigma} \quad (8)$$

$$c_{2t+1}^i = (M_{t+1}^i)^{1/\sigma} [a_{2t+1}^i / P_{t+1}^i]^{(\sigma-1)/\sigma} \quad (9)$$

implying that the level of composite consumption in any given period is increasing and concave in the number of goods available and in the level of real expenditures. Notice that the "taste for diversity" effect is stronger the smaller is σ , i.e. the more limited is the substitutability across goods. As σ approaches infinity (i.e., perfect substitutability) the consumption measure converges to the level of real expenditures.

Next I solve for the optimal expenditure pattern at each location, i.e. the sequence (a_{1t}^i, a_{2t+1}^i) that maximizes (1) subject to (8), (9), and

$$a_{2t+1}^i = (1-\delta) + ((1+\delta) - a_1^i) R_t^i \quad (10)$$

A solution to that problem must satisfy, in addition to the above constraints, the first order condition

$$U'(c_{1t}^i) = \beta E_t U'(c_{2t+1}^i) \rho_t^i \quad (11)$$

where $\rho_t^i \equiv R_t^i (P_t^i/P_{t+1}^i)^{(\sigma-1)/\sigma} (M_{t+1}^i/M_t^i)^{1/\sigma}$ can be interpreted as the interest rate in terms of composite consumption units. Finally, and given a level of expected utility V_t^i associated with the solution of the above problem for $i = a, b$, a consumer born at time t will choose the location that yields the highest expected utility. Formally,

$$V_t^* \equiv \max_{i \in \{a,b\}} V_t^i \quad (12)$$

b. Firms

A firm located in region i and producing good j faces a cost function given by

$$l(y_t^{ij}) = \phi + v y_t^{ij} \quad (13)$$

where $l(z)$ is the quantity of labor input required to produce z units of output, and where ϕ and v can be respectively interpreted as fixed and marginal costs.

Given the demand schedule for good j , profit maximization requires that each firm set a constant markup $\mu \equiv \sigma/(\sigma-1)$ over marginal cost. Thus, all firms will set the same price (in terms of the local numéraire) $p_t^{ij} = \mu v$, regardless of the good they produce or their location. Given (7), that price will in turn be equal to the aggregate price level. Formally,

$$P_t^i = p_t^{ij} = \mu v \equiv P_t \quad (14)$$

for all i, j , and t .

Accordingly, the profit of a typical firm at time t is given by

$$\pi_t^{ij} = (v/(\sigma-1)) y_t^{ij} - \phi \quad (15)$$

Under the assumptions of free entry and zero profits, the levels of output and employment *per firm* are common to all active firms (regardless of their location) and constant over time⁸, being given by

$$y_t^{ij} = (\sigma-1) \phi / v \equiv y \quad (16)$$

$$l(y_t^{ij}) = \sigma \phi \equiv l \quad (17)$$

Next I turn to a characterization of equilibrium in this economy.

3. Equilibrium

a. Definition

Equilibrium in the goods market requires

$$y_t^{ij} = n_t^i c_{1t}^{ij} + n_{t-1}^i c_{2t}^{ij} \quad (18)$$

for $i = a, b, j = 1, 2, \dots, M_t^i$, and $t = 1, 2, \dots$.

Homogeneity of preferences and endowments across agents belonging to a given cohort, combined with the OLG-type demographic structure and the nontradability of goods⁹, guarantees that savings equal zero for all agents and all periods, thus implying $a_{1t}^i =$

$1+\delta$, and $a_{2t}^i = 1-\delta$ for $i = a, b$, and $t = 1, 2, \dots$. Let vectors $N_t = [N_t^a, N_t^b]'$ and $M_t = [M_t^a, M_t^b]'$ represent period t 's spatial distribution of employment and firms, respectively. Using (5), (6), (14) and (16), equilibrium condition (18) can be shown to imply

$$M_t = (1/\sigma\phi) N_t \quad (19)$$

for $t = 1, 2, \dots$ which is, in turn, equivalent to the condition for equilibrium in the labor market, $N_t = l M_t$, given (17).

Equilibrium condition (19) determines the number of firms operating in each location—and, thus, the number of different goods available to consumers in that location—as a function of the distribution of employment.

Similarly, one can use (16) and (19) to determine the vector $Y_t = [Y_t^a, Y_t^b]'$ = $y M_t$, representing the spatial distribution of output:

$$Y_t = (1/\mu\nu) N_t \quad (20)$$

Combining (8), (9), (14), and (19) one obtains a simple expression for the CES consumption index c_{ht}^i as a function of the level of expenditures and the number of goods available at location i , given by

$$c_{1t}^i = \omega_1 (N_t^i)^{1/\sigma} \equiv c_1^*(N_t^i)$$

$$c_{2t}^i = \omega_2 (N_t^i)^{1/\sigma} \equiv c_2^*(N_t^i)$$

where $\omega_1 \equiv ((1+\delta)/\mu\nu)^{1-1/\sigma} (1/\sigma\phi)^{1/\sigma}$, and $\omega_2 \equiv ((1-\delta)/\mu\nu)^{1-1/\sigma} (1/\sigma\phi)^{1/\sigma}$. Thus, in equilibrium, an agent's level "composite consumption" is positively related to the size of the labor force in his location. The intuition underlying this linkage is straightforward: a larger labor force increases the demand for each local good and, as a result, the profits of local firms; the latter effect leads to the entry of new firms and a greater variety of products, with a consequent increase in composite consumption resulting from the "preference for diversity" effect and the constancy of real expenditures¹⁰. This phenomenon generates positive agglomeration economies on the

consumption side. To the extent that each individual consumer does not account for the impact of his location decision on the range of goods available to other consumers (and, thus, on their utility) those agglomeration economies will have the nature of an externality, so I refer to them as "consumption externalities" in what follows. The strength of those externalities in any given period t and location i can be measured by $dU(c_h^*)/dN_t^i = (\omega_h/\sigma) (1/N_t^i)^{1-1/\sigma} U'(c_h^*)$, for $h = 1, 2$.

Letting

$$G(N_t^i) \equiv U(c_1^*(N_t^i)) - Z(N_t^i)$$

$$H(N_{t+1}^i) \equiv U(c_2^*(N_{t+1}^i)) - Z(N_{t+1}^i)$$

denote the first and second period utility levels conditional on local employment in each period, I can write the total expected utility achieved by an agent from cohort t choosing location i as

$$V_t^i = G(N_t^i) + \beta E_t H(N_{t+1}^i) \equiv V(N_t^i, \varphi_t(N_{t+1}^i))$$

where $\varphi_t(N_{t+1}^i)$ denotes the probability distribution of N_{t+1}^i conditional on the information available in period t .

I define a *spatial allocation of cohorts* as a vector sequence $\{n_t\}_{t=0}^{\infty}$, where $n_t = [n_t^a, n_t^b]'$, $n_t^a > 0$, $n_t^a + n_t^b = 1$, $t = 1, 2, \dots$, and where n_0 is an exogenously given initial condition. To a given sequence $\{n_t\}_{t=0}^{\infty}$ there corresponds a *spatial allocation of employment*, represented by a vector sequence $\{N_t\}_{t=1}^{\infty}$, where $N_t = (1-\delta) n_{t-1} + (1+\delta) n_t$.

Given an initial cohort distribution n_0 , I define an *equilibrium* as a sequence $\{n_t, N_t, M_t, Y_t\}_{t=1}^{\infty}$ satisfying

$$n_t^i \geq 0, n_t^a + n_t^b = 1$$

$$N_t = (1-\delta) n_{t-1} + (1+\delta) n_t$$

$$V(N_t^i, \varphi_t(N_{t+1}^i)) - V_t^* \leq 0 \quad (< \text{ only if } n_t^i = 0)$$

$$M_t = (1/\sigma\phi) N_t$$
(21)

$$Y_t = (1/\mu\nu) N_t$$

for $i = a, b$, and $t = 1, 2, \dots$, and where (26) holds as a strict inequality only if $n_t^i = 0$.

b. Steady States

I define a steady state to be an equilibrium sequence satisfying (21) and such that $n_t = [n^a, n^b]' \equiv n$, and $N_t = 2n$, for $t = 1, 2, \dots$. Let $W(x) \equiv G(x) + \beta H(x)$, $x \in [0, 2]$, measure the steady state utility level in a location populated by a constant fraction x of the members of successive cohorts. Any interior steady state $N = (N^a, 2-N^a)$ must satisfy $W(N^a) = W(2-N^a)$. Furthermore, $N = (0, 2)$ and $N = (2, 0)$ will be noninterior steady states if and only if $W(0) \leq W(2)$.

Given the symmetry of the model there always exists at least one steady state, corresponding to the symmetric allocation $n = [1/2, 1/2]'$, and $N = [1, 1]'$. Whether other steady states exist or not depends on the strength of positive and negative agglomeration economies. Figures 1-3 illustrate three possibilities, which I briefly discuss next.

In Figure 1, congestion effects are assumed to be unimportant relative to consumption externalities, as reflected in the monotonicity of the W curve. As a result, $W(x)$ and $W(2-x)$ intersect only once at $x = 1$, so the symmetric steady state is the only interior steady state. In addition to it, there are two noninterior steady states, each of which is characterized by full concentration of the population in one of the locations. This is essentially the case found in Krugman (1979).

Figure 2 corresponds to a case in which congestion costs initially increase very rapidly, more than offsetting consumption externalities at the symmetric allocation, i.e., $W'(1) < 0$. Yet, their subsequent increases are not large enough, so that $W(2) > W(0)$ holds. Three interior and two noninterior steady states exist in that case.

In Figure 3 congestion costs are still dominated by positive consumption externalities at $N^a = 1$, but are assumed to increase very fast at higher employment levels. As a result $W(2) < W(0)$, and allocations characterized by full concentration of the population in one location cannot be steady states. In those allocations, the congestion costs experienced by residents of the location that absorbed all the population would be so high that each of them would have an incentive to move to the uninhabited location (even though no goods are available in it). Accordingly, there are only three steady states in that case, all of which are interior.

c. Equilibria with Sunspot Fluctuations.

In this section I want to show the existence, for some parameter configurations, of equilibria characterized by persistent random fluctuations in the spatial allocation of resources. I restrict myself to the equilibrium dynamics in a neighborhood of an interior steady state.

Given the structure of equilibrium conditions in (21), the sequence of equilibrium values $\{N_t, M_t, Y_t\}_{t=1}^{\infty}$ is uniquely determined by the initial allocation n_0 together with the equilibrium sequence $\{n_t\}_{t=1}^{\infty}$, so I can concentrate on the latter for the purpose of characterizing our model's equilibrium dynamics.

On any equilibrium path in a small neighborhood of an interior steady state n , $V(N_t^i, \varphi_t(N_{t+1}^i)) - V_t^* \leq 0$ must hold as an equality. Accordingly,

$$V(N_t^a, \varphi_t(N_{t+1}^a)) = V(N_t^b, \varphi_t(N_{t+1}^b))$$

must be satisfied for $t = 1, 2, \dots$. Using the definition of V , and letting $\hat{n}_t \equiv (n_t^a - n^a)$, any interior equilibrium sequence $\{\hat{n}_t\}_{t=1}^{\infty}$ must thus satisfy the difference equation

$$E_t F(\hat{n}_{t-1}, \hat{n}_t, \hat{n}_{t+1}; N^a) = 0 \tag{22}$$

$t = 1, 2, \dots$, where $F(w, x, z; N^a) \equiv G(N^a + D(w, x)) + \beta H(N^a + D(x, z)) - \{G(2N^a - D(w, x))$

+ $\beta H(2-N^a-D(x, z))$ } and where $N^a = 2n^a$. Notice that $E_t F$ measures the expected utility differential between the two locations for a given cohort t . Hence, condition (22) implies that along an interior equilibrium each agent facing a location decision should be ex-ante indifferent between the two possible locations, given the spatial distribution of his cohort, and that of the two other cohorts with which he overlaps during his lifetime. Notice that from the viewpoint of a member of cohort t , indifference between locations requires that the actual values of \hat{n}_{t-1} and \hat{n}_t and the conditional probability distribution for \hat{n}_{t+1} are such that (22) is satisfied.

Let $\{\epsilon_t\}_{t=1}^\infty$ be a martingale difference sequence representing the innovations in a *sunspot variable*—using the terminology introduced by Cass and Shell (1983)—i.e., a variable unrelated to preferences, technology, and endowments. By definition, $E_t \epsilon_{t+1} = 0$, $t = 1, 2, \dots$, and we can rewrite (22) in the equivalent fashion

$$F(\hat{n}_{t-1}, \hat{n}_t, \hat{n}_{t+1}; N^a) = \epsilon_{t+1} \quad (23)$$

for $t = 1, 2, \dots$. Given $\{\epsilon_t\}_{t=1}^\infty$, any stationary stochastic process $\{\hat{n}_t\}_{t=1}^\infty$ satisfying (23) while remaining in an arbitrarily small neighborhood of 0—the value taken by \hat{n} in the nearby steady state—is a *stationary sunspot equilibrium (SSE)* of our model, using the terminology introduced in Woodford (1986).

The conditions for the existence of SSE involve the eigenvalues of the (2x2) matrix

$$A \equiv \begin{bmatrix} -(F_2/F_3) & -(F_1/F_3) \\ I & 0 \end{bmatrix}$$

where F_j denotes the partial derivative of F with respect to its j th argument, evaluated at $(0,0,0)$. Notice that A is just the matrix associated with the VAR representation of a linearized version of (23) about $(0,0,0)$, given by

$$\begin{bmatrix} \hat{n}_{t+1} \\ \hat{n}_t \end{bmatrix} = A \begin{bmatrix} \hat{n}_t \\ \hat{n}_{t-1} \end{bmatrix} + \begin{bmatrix} \epsilon_{t+1} \\ 0 \end{bmatrix} \quad (24)$$

Woodford (1986) establishes the necessary and sufficient conditions for the existence

of *SSE* around a steady state in models whose equilibrium dynamics are represented by a general second order stochastic difference equation including a predetermined variable. Applied to our case, Woodford's Theorem 1 implies that *SSE* will exist in an (arbitrarily) small neighborhood of the origin if and only if the two eigenvalues of A have modulus less than one.

Using the definition of F it is straightforward to compute the eigenvalues of A . Denoting the latter by λ_1 and λ_2 , one can show

$$\lambda_1 = -\frac{1-\delta}{1+\delta}$$

$$\lambda_2 = -\frac{G'(N^a) + G'(2-N^a)}{\beta \{H'(N^a) + H'(2-N^a)\}}$$

As argued above, both conditions $|\lambda_1| < 1$ and $|\lambda_2| < 1$ must be satisfied if *SSE* are to exist around a steady state. Their economic interpretation is relatively simple. $|\lambda_1| < 1$ requires that $\delta > 0$, i.e., a declining labor supply over the consumer's life-cycle. Such a phenomenon has two key effects. First, it tends to increase the marginal utility of consumption in the second period, for any given level of local employment. Second, it enhances the effect of \hat{n}_{t+1} (i.e., the spatial distribution of the next cohort) on the current cohort's utility, while diminishing the importance of the previous cohort's spatial distribution, \hat{n}_{t-1} .

In order to interpret the condition involving the second eigenvalue, λ_2 , notice that the latter is a ratio of two terms. The numerator measures the sum (across locations) of the utility impact of a marginal change in *local* employment in the first period of an agent's lifetime, evaluated at the steady state. The denominator gives an analogous measure corresponding to the second period, appropriately discounted. Consequently, $|\lambda_2| < 1$ will be satisfied as long as the location decision faced by consumers "gives enough weight to the future". That will be the case if the impact of one-period ahead changes

in the spatial distribution of the population on the consumer's utility is sufficiently large relative to the impact of current changes, and/or the discount factor β is not too low.

Thus, we see that both eigenvalue conditions for existence of *SSE* require that expectations about the future are sufficiently important in the consumer's location decision. Such strongly forward-looking behavior becomes crucial for generating the kind of expectations-driven fluctuations considered here.

d. Linear Time Series Representation of Spatial Sunspot Fluctuations.

Given a parameter configuration consistent with the existence of *SSE* about a perfect foresight steady state it is straightforward to approximate the dynamic behavior of aggregate employment and output in a given location along such a *SSE*. We do so by linearizing the equilibrium conditions around the given steady state. Using (24), and letting $\hat{N}_t \equiv (N_t^a - N^a) = (1-\delta) \hat{n}_{t-1} + (1+\delta) \hat{n}_t$ denote the deviation of aggregate employment in location *a* from its steady state value, the equilibrium behavior of \hat{n} and \hat{N} can be represented by the autoregressive processes

$$\hat{n}_t = (\lambda_1 + \lambda_2) \hat{n}_{t-1} - (\lambda_1 \lambda_2) \hat{n}_{t-2} + \varepsilon_t \quad (25)$$

$$\hat{N}_t = \lambda_2 \hat{N}_{t-1} + (1+\delta) \varepsilon_t \quad (26)$$

Finally, letting $\hat{M}_t \equiv \log[M_t^a/M^a]$, and $\hat{Y}_t \equiv \log[Y_t^a/Y^a]$ denote the percent deviations from their steady state values of location *a*'s output and number of firms and using (19), (20), and the approximation $\log N_t \equiv \log(1 + \hat{N}_t) \cong \hat{N}_t$ (for small values of the latter), we obtain $\hat{Y}_t = \hat{M}_t = \hat{N}_t$, a result which reflects the proportionality between local employment and (detrended) output and number of firms implied by our preference and technology assumptions. Accordingly,

$$\hat{Y}_t = \lambda_2 \hat{Y}_{t-1} + (1+\delta) \varepsilon_t \quad (27)$$

$$\hat{M}_t = \lambda_2 \hat{M}_{t-1} + (1+\delta) \varepsilon_t \quad (28)$$

Notice that the sign of the serial correlation in employment (and output) at each location is given by the sign of λ_2 . As long as δ is not too different from zero, G' and H' will be relatively close when evaluated at the same steady state, and λ_2 will be negative. The intuition behind the implied negative serial correlation in local employment goes as follows: any movement away from the steady state will imply that current utility is higher in one of the two regions; but agents must expect that ranking to be reversed in the following period if a fraction of the new cohort members is to be willing to locate today in the region that currently yields relatively low utility. The negative serial correlation implied by (26) has its origin in that "expected reversal".

e. An Example.

I end this section by simulating the employment dynamics along a *SSE* for a calibrated, linearized version of the model consistent with the existence of such equilibria. I specify the utility and congestion functions to be of the form $U(x) \equiv x^{1-\eta}/(1-\eta)$, and $Z(x) = \gamma x^\rho$, respectively, where $\eta, \gamma \geq 0$, and $\rho > 1$.

The parameter values underlying the reported simulations are $\eta = 0.2$, $\beta = 0.9$, $\sigma = 1.1$, $\gamma = 0.25$, $\delta = 0.5$, $\phi = 1$, and $\nu = 0.1$. Under such parameter values our model economy has three steady states, $[0.328, 0.672]$, $[1,1]$, and $[0.672, 0.328]$. In what follows I restrict myself to the dynamics about the first of those steady states. In that case, the eigenvalues of the linearized system are both less than one in absolute value ($\lambda_1 = -0.333$, $\lambda_2 = -0.6949$), so our parameter values are consistent with the existence of *SSE*.

I draw an i.i.d. sequence $\{\varepsilon_t\}$ from a uniform distribution on the interval $(-0.08, 0.08)$, and construct the corresponding equilibrium paths for $\{\hat{n}_t\}$ and $\{\hat{N}_t\}$ using (25) and (26). Figures 4 and 5 plot the resulting sequences. As is clearly seen in those figures, sunspot fluctuations in our calibrated model generate a noticeable pattern of

rise and decline in local economic activity.

4. Welfare

Even in the absence of "unnecessary" spatial fluctuations, the possibility of an inefficient equilibrium allocation arises in our model economy as a result of noncompetitive behavior by firms and the presence of an infinite number of consumers, each of which may prevent the first welfare theorem from holding. Our interest here does not lie on those two sources of suboptimality, but on the potential role of sunspot spatial fluctuations as a source of *additional* inefficiency. In particular I compare the welfare properties of a steady state equilibrium with those of a sunspot equilibrium around it.

Let V_t denote the expected utility obtained by a member of cohort t (regardless of his location choice) along a sunspot equilibrium. The utility attained by a member of cohort t in an interior steady state (N^a, N^b) is given by $W \equiv W(N^a) = W(N^b)$. I can approximate the difference between V_t and W (the "welfare gap") using the second order Taylor expansion

$$V_t - W \cong G' \hat{N}_t + \beta H' E_t \hat{N}_{t+1} + (1/2) [G'' \hat{N}_t^2 + \beta H'' E_t \hat{N}_{t+1}^2]$$

where G' , G'' , H' , and H'' are all evaluated at N^a . Using the fact that $E_t \hat{N}_{t+1} = \lambda_2 \hat{N}_t$ along a sunspot equilibrium, and taking expectations, it is easy to derive the average welfare loss:

$$E (V_t - W) \cong (1/2) \text{var}(\epsilon) (G'' + \beta H'') / (1 - \lambda_2^2)$$

where E is the unconditional expectation operator. Under our assumptions, both G'' and H'' are negative, whereas $\lambda_2^2 < 1$ holds in a SSE. Accordingly, $E (V_t - W) < 0$, i.e. sunspot fluctuations of the kind considered here have, on average, a negative impact on consumers' expected utility. In other words, equilibria involving such fluctuations are not desirable (relative to the steady state equilibria)¹¹. The source of the inefficiency

brought about by spatial sunspot fluctuations lies in the "unnecessary" randomness in local employment generated by sunspots, combined with the concavity of the consumer's (reduced form) objective function V_1 with respect to employment.

The previous analysis suggests a potential welfare-improving role for policies that eliminate sunspot fluctuations. Thus, for instance, the government could establish a balanced-budget transfer program between overlapping cohorts that would make the *after tax* life cycle income stream be given by $[(1+\delta'), (1-\delta')]$, where $\delta' \equiv \delta - \tau$, with τ being a net lump-sum tax on young consumers (or, equivalently, the net lump-sum transfer to old consumers).

Given a parameter configuration such that *SSE* exist in the absence of intervention, the policy maker could effectively eliminate sunspot fluctuations by setting a tax τ in the interval $(\delta, 1+\delta)$. Such a policy scheme is sufficient to violate at least one of the eigenvalue conditions that are necessary for the existence of *SSE*.

Unfortunately, there is no guarantee that such an intervention would be welfare-improving since the reallocation of consumption between the first and second period of a consumer's lifetime implied by the transfer program will also have a first order effect on steady state utility W . If negative, that effect could more than offset the gains resulting from the disappearance of fluctuations, leaving consumers worse off, on average¹².

5. Summary and Conclusions

In this paper I have explored a potential source of spatial fluctuations, based on the possibility of self-fulfilling revisions in expectations. In our model such fluctuations result from the interaction between forward looking location decisions and the type of agglomeration/congestion economies found in the urban economics literature. Using an overlapping-generations model with two locations, I have shown that stationary

sunspot equilibria around a deterministic steady state will exist whenever preference and endowments are such that expectations about the future are sufficiently important in the consumer's location decision.

I can think of several extensions of the analysis presented in this paper which may shed light upon the role of nonfundamental factors in the spatial allocation of resources. First, our model could be enriched by introducing several elements often found in spatial models but which have been left out here for the sake of analytic simplicity. The possibility of trade in some goods between locations seems a natural candidate. Among other things, departing from the extreme nontradability assumption would make it possible for members of the same cohort choosing different locations to diversify risk by trading in sunspot-contingent assets. Second, one may want to allow for the possibility of spatial mobility of workers subject to some adjustment costs as in Krugman (1991b) and Galí (1994). A third possible avenue of research that I am currently pursuing involves the development of a methodology (based on the current shift-share technique) to estimate and characterize the "nonfundamental" component of spatial fluctuations using regional or city employment time series.

References

- Abdel-Rahman, H.M., 1988, Product Differentiation, Monopolistic Competition, and City Size, *Regional Science and Urban Economics* 18, 69-86.
- Bartik, Timothy, 1991, Who Benefits from State and Local Economic Development Policies ?, (W.E. Upjohn Institute for Employment Research, Kalamazoo, Michigan).
- Blanchard, Olivier J., and Lawrence F. Katz, 1992, Regional Evolutions, *Brookings Papers on Economic Activity*, no. 1, 1-61.
- Cass, David, and Karl Shell, 1983, Do Sunspots Matter ?, *Journal of Political Economy* 91, 193-227.
- Chatterjee, Satyajit, Russell Cooper, and B. Ravikumar, 1990, "Participation Dynamics: Sunspots and Cycles," NBER Working Paper # 3438.
- Dendrinos, Dimitrios S., 1985, *Urban Evolution: Studies in the Mathematical Ecology of Cities* (Oxford University Press, Oxford)
- Dixit, Avinash, and Joseph E. Stiglitz, 1977, Monopolistic Competition and Optimum Product Diversity, *American Economic Review* 80, 1092-1104.
- Dunn, Edgar S., 1980, *The Development of the U.S. Urban System*, Johns Hopkins University Press, Baltimore.
- Economic Report of the President, 1992, U.S. Government Printing Office, Washington.
- Fujita, Masahisa, 1988, A Monopolistic Competition Model of Spatial Agglomeration, *Regional Science and Urban Economics* 18, 87-124.
- Galí, Jordi, 1994, Monopolistic Competition, Business Cycles, and the Composition of Aggregate Demand, *Journal of Economic Theory*, forthcoming.
- Galí, Jordi, 1994, Local Externalities, Convex Adjustment Costs, and Sunspot Equilibria, *Journal of Economic Theory*, forthcoming.
- Garcia-Milà, Teresa, and Therese J. McGuire, 1992, Industrial Mix as a Factor in the Growth and Variability of States' Economies, *Regional Science and Urban Economics*,

forthcoming.

Krugman, Paul, 1979, Increasing Returns, Monopolistic Competition, and International Trade, *Journal of International Economics* 9, 464-479.

Krugman, Paul, 1991a, Increasing Returns and Economic Geography, *Journal of Political Economy* 99, no. 3, 483-499.

Krugman, Paul, 1991b, History vs. Expectations, *Quarterly Journal of Economics* CVI, issue 2, 651-667.

Krugman, Paul, 1992, A Dynamic Spatial Model, NBER Working Paper # 4219.

Matsuyama, Kiminori, 1991, Increasing Returns, Industrialization, and Indeterminacy of Equilibrium, *Quarterly Journal of Economics* CVI, issue 2, 617-650.

Matsuyama, Kiminori, 1992, Making Monopolistic Competition More Useful, unpublished manuscript, Hoover Institute.

Quah, Danny, 1993, Aggregate and Regional Disaggregate Income Distribution Fluctuations, mimeo, London School of Economics.

Rivera-Batiz, Francisco, 1983, The Service Sector, Monopolistic Competition, and the Impact of Emigration, *Economics Letters* 12, 327-332.

Rivera-Batiz, Francisco, 1988, Increasing Returns, Monopolistic Competition, and Agglomeration Economies in Consumption and Production, *Regional Science and Urban Economics* 18, 125-153.

Stahl, Konrad, 1983, A Note on the Microeconomics of Migration, *Journal of Urban Economics* 14, 318-326.

Woodford, Michael, 1986, Stationary Sunspot Equilibria: the Case of Small Fluctuations around the Steady State, unpublished manuscript.

Woodford, Michael, 1991, Self-Fulfilling Expectations and Fluctuations in Aggregate Demand, in: Gregory Mankiw and David Romer eds., *New Keynesian Economics* (MIT Press, Cambridge, MA).

Footnotes

- ¹ See, e.g., the discussion in the Economic Report of the President (1992), p. 64.
- ² See, for instance, work by Blanchard and Katz (1992), Quah (1993), Garcia-Milà and McGuire (1992), and Bartik (1991). Blanchard and Katz summarize the importance of regional fluctuations in the U.S. with a simple statistic: for the average state in the U.S., as much as 34 percent of year-to-year movements in state employment over the postwar period are orthogonal to movements in U.S. aggregate employment.
- ³ See, e.g., Abdel-Rahman (1988).
- ⁴ Notable exceptions include Krugman (1991) and Matsuyama (1991). For a yet different class of spatial models, involving explicit but ad-hoc dynamics (i.e., dynamics not of derived as the equilibrium of an explicit model) see the work of Dendrinos (1985) and some of the references therein.
- ⁵ The introduction of imperfect competition as a source of endogenous fluctuations has some tradition in the business cycle literature. Examples include Chatterjee, Cooper, and Ravikumar (1990), Woodford (1991), and Galí (1994), among others.
- ⁶ The restriction $\sigma > 1$ is needed to guarantee the existence of a solution to the firm's problem.
- ⁷ Though it may seem more natural to assume that Z depends on the size of the local population instead of local employment, the current specification simplifies the algebra substantially, without affecting the basic results or intuition.
- ⁸ Notice that in the absence of increasing returns to scale ($\phi = 0$) free entry would lead to an infinite number of firms and good types in both locations, with the scale of operation for each firm (and thus the output of each good) being infinitesimal. Thus, the increasing returns assumption is necessary to get a finite number of firms and good types at each location. The assumption of market power reconciles the presence of increasing returns and constant marginal costs with the possibility of nonnegative profits.
- ⁹ Notice that our assumption of nontradability of goods effectively implies the absence of capital mobility across locations.
- ¹⁰ Notice also that the consumption index is, in equilibrium, strictly concave in N_t^i , a property which follows from the concavity of optimal consumption with respect to the number of goods available (see (8) and (9)), combined with the fact that such a number is proportional to N_t^i in equilibrium.
- ¹¹ Our use of the unconditional expectations operator implies that our welfare measure must be interpreted in an *ex-ante* (i.e., as of period 0) sense. Ex-post, some cohorts will actually benefit from some sunspot realizations. Our result, however, implies that, on average, they will experience a utility loss.
- ¹² This is more likely if the size of sunspot fluctuations (which depends on $var(\varepsilon)$, among other parameters) was small to begin with, for in that case the welfare losses associated with those fluctuations would be small.

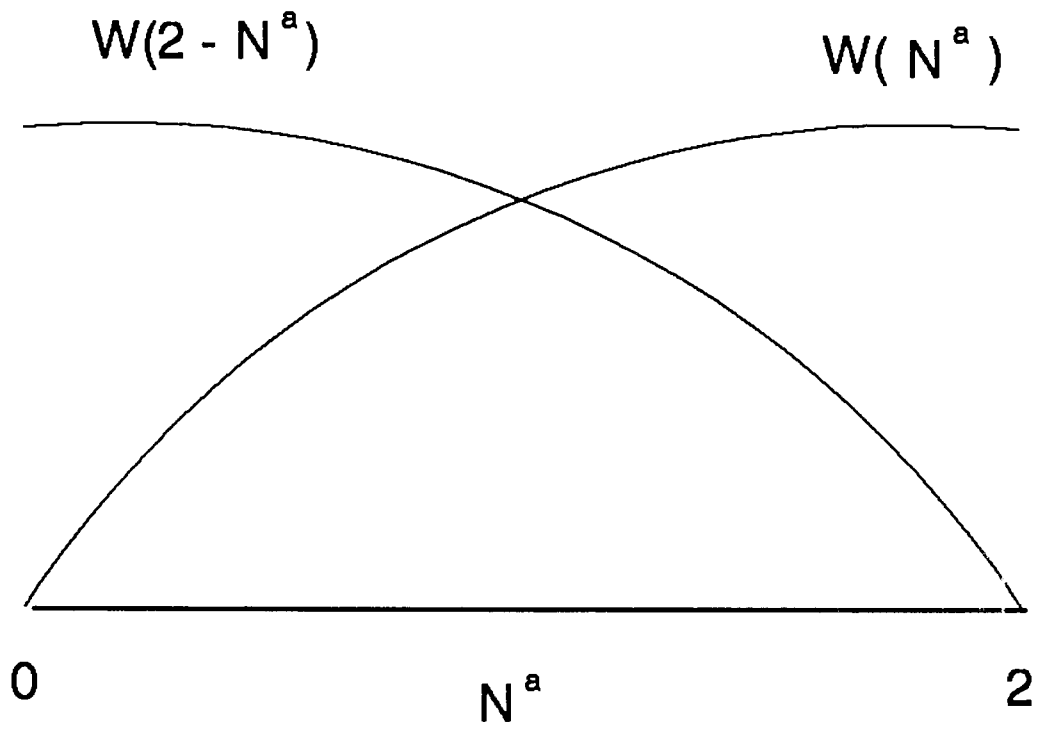


Figure 1

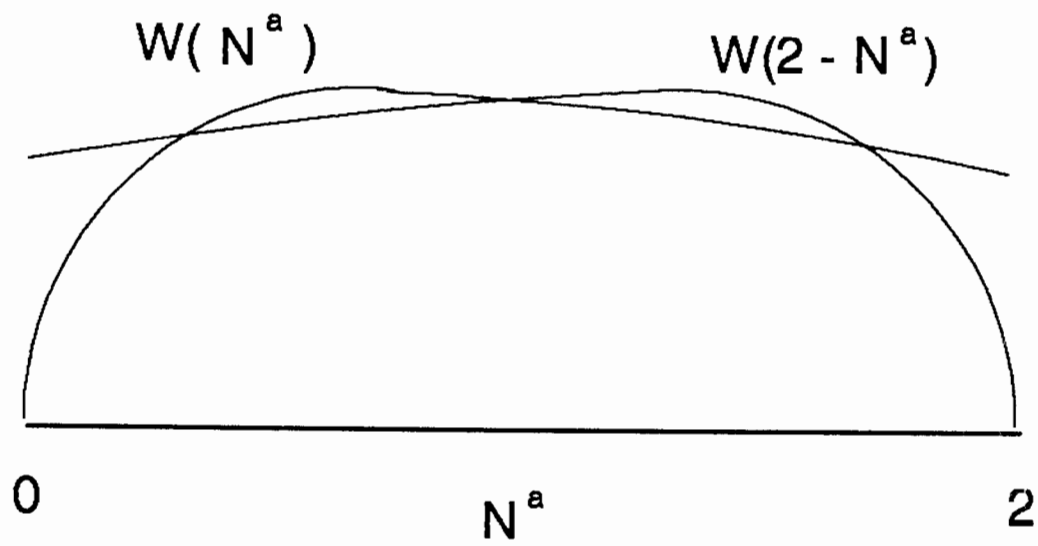


Figure 2

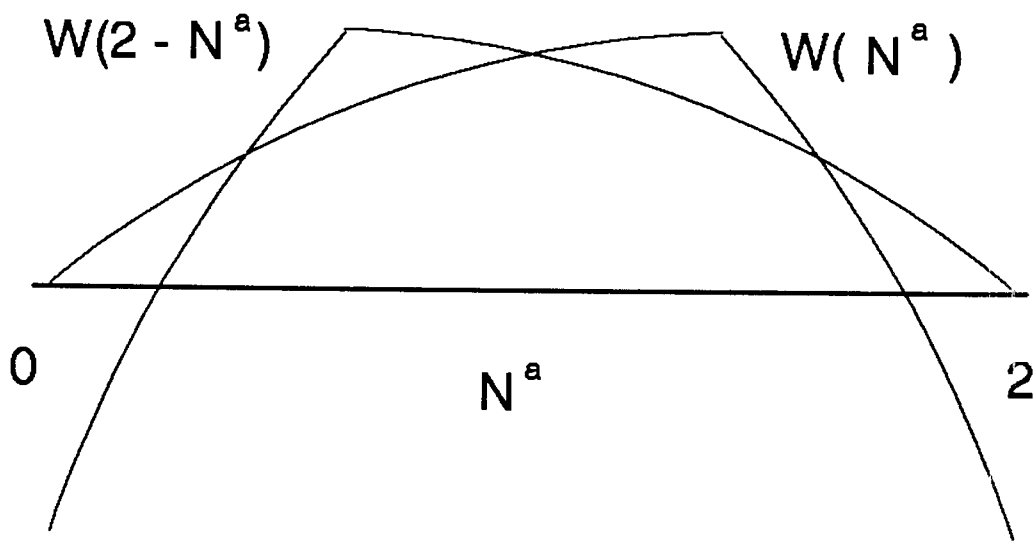


Figure 3

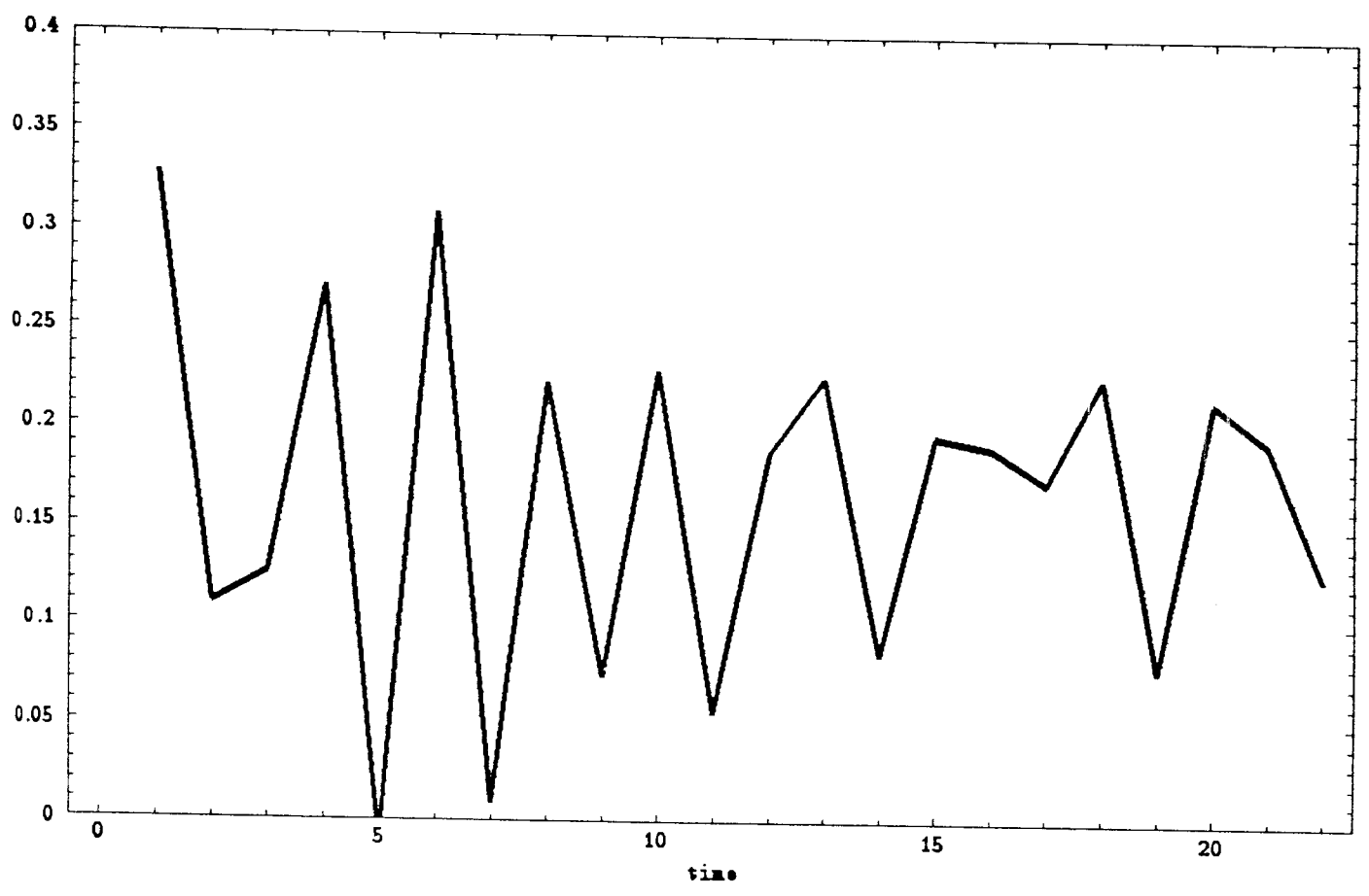


figure 4

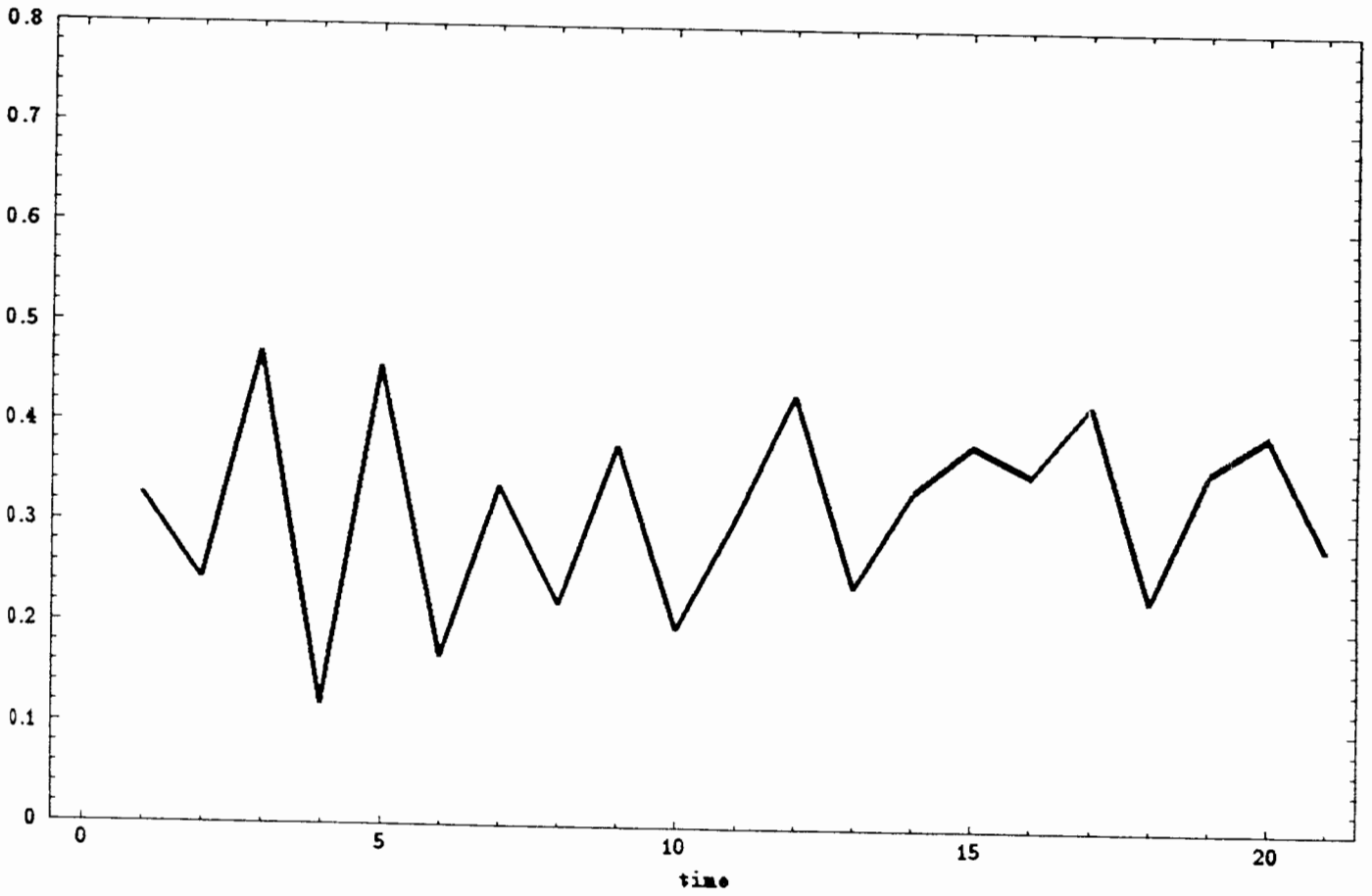


figure 5

RECENT WORKING PAPERS

1. Albert Marcet and Ramon Marimon
Communication, Commitment and Growth. (June 1991)
[Published in *Journal of Economic Theory* Vol. 58, no. 2, (December 1992)]
2. Antoni Bosch
Economies of Scale, Location, Age and Sex Discrimination in Household Demand. (June 1991)
[Published in *European Economic Review* 35, (1991) 1589-1595]
3. Albert Satorra
Asymptotic Robust Inferences in the Analysis of Mean and Covariance Structures. (June 1991)
[Published in *Sociological Methodology* (1992), pp. 249-278, P.V. Marsden Edt. Basil Blackwell: Oxford & Cambridge, MA]
4. Javier Andrés and Jaume Garcia
Wage Determination in the Spanish Industry. (June 1991)
[Published as "Factores determinantes de los salarios: evidencia para la industria española" in J.J. Dolado et al. (eds.) *La industria y el comportamiento de las empresas españolas (Ensayos en homenaje a Gonzalo Mato)*, Chapter 6, pp. 171-196, Alianza Economía]
5. Albert Marcet
Solving Non-Linear Stochastic Models by Parameterizing Expectations: An Application to Asset Pricing with Production. (July 1991)
6. Albert Marcet
Simulation Analysis of Dynamic Stochastic Models: Applications to Theory and Estimation. (November 1991), 2d. version (March 1993)
[Forthcoming in *Advances in Econometrics* invited symposia of the Sixth World Congress of the Econometric Society (Eds. JJ. Laffont i C.A. Sims). Cambridge University Press]
7. Xavier Calsamiglia and Alan Kirman
A Unique Informationally Efficient and Decentralized Mechanism with Fair Outcomes. (November 1991)
[Forthcoming in *Econometrica*]
8. Albert Satorra
The Variance Matrix of Sample Second-order Moments in Multivariate Linear Relations. (January 1992)
[Published in *Statistics & Probability Letters* Vol. 15, no. 1, (1992), pp. 63-69]
9. Teresa Garcia-Milà and Therese J. McGuire
Industrial Mix as a Factor in the Growth and Variability of States' Economies. (January 1992)
[Forthcoming in *Regional Science and Urban Economics*]
10. Walter Garcia-Fontes and Hugo Hopenhayn
Entry Restrictions and the Determination of Quality. (February 1992)

11. Guillem López and Adam Robert Wagstaff
Indicadores de Eficiencia en el Sector Hospitalario. (March 1992)
[Published in *Moneda y Crédito* Vol. 196]
12. Daniel Serra and Charles ReVelle
The PQ-Median Problem: Location and Districting of Hierarchical Facilities. Part I (April 1992)
[Published in *Location Science*, Vol. 1, no. 1 (1993)]
13. Daniel Serra and Charles ReVelle
The PQ-Median Problem: Location and Districting of Hierarchical Facilities. Part II: Heuristic Solution Methods. (April 1992)
[Forthcoming in *Location Science*]
14. Juan Pablo Nicolini
Ruling out Speculative Hyperinflations: a Game Theoretic Approach. (April 1992)
15. Albert Marcet and Thomas J. Sargent
Speed of Convergence of Recursive Least Squares Learning with ARMA Perceptions. (May 1992)
[Forthcoming in *Learning and Rationality in Economics*]
16. Albert Satorra
Multi-Sample Analysis of Moment-Structures: Asymptotic Validity of Inferences Based on Second-Order Moments. (June 1992)
[Forthcoming in *Statistical Modelling and Latent Variables* Elsevier, North Holland. K.Haagen, D.J.Bartholomew and M. Deistler (eds.)]
- Special issue Vernon L. Smith
Experimental Methods in Economics. (June 1992)
17. Albert Marcet and David A. Marshall
Convergence of Approximate Model Solutions to Rational Expectation Equilibria Using the Method of Parameterized Expectations.
18. M. Antònia Monés, Rafael Salas and Eva Ventura
Consumption, Real after Tax Interest Rates and Income Innovations. A Panel Data Analysis. (December 1992)
19. Hugo A. Hopenhayn and Ingrid M. Werner
Information, Liquidity and Asset Trading in a Random Matching Game. (February 1993)
20. Daniel Serra
The Coherent Covering Location Problem. (February 1993)
21. Ramon Marimon, Stephen E. Spear and Shyam Sunder
Expectationally-driven Market Volatility: An Experimental Study. (March 1993)
[Forthcoming in *Journal of Economic Theory*]

22. Giorgia Giovannetti, Albert Marcet and Ramon Marimon
Growth, Capital Flows and Enforcement Constraints: The Case of Africa.
(March 1993)
[Published in *European Economic Review* 37, pp. 418-425 (1993)]
23. Ramon Marimon
Adaptive Learning, Evolutionary Dynamics and Equilibrium Selection in
Games. (March 1993)
[Published in *European Economic Review* 37 (1993)]
24. Ramon Marimon and Ellen McGrattan
On Adaptive Learning in Strategic Games. (March 1993)
[Forthcoming in *A. Kirman and M. Salmon eds. "Learning and Rationality in
Economics"* Basil Blackwell]
25. Ramon Marimon and Shyam Sunder
Indeterminacy of Equilibria in a Hyperinflationary World: Experimental
Evidence. (March 1993)
[Forthcoming in *Econometrica*]
26. Jaume Garcia and José M. Labeaga
A Cross-Section Model with Zeros: an Application to the Demand for
Tobacco. (March 1993)
27. Xavier Freixas
Short Term Credit Versus Account Receivable Financing. (March 1993)
28. Massimo Motta and George Norman
Does Economic Integration cause Foreign Direct Investment?
(March 1993)
[Published in *Working Paper University of Edinburgh* 1993:1]
29. Jeffrey Prisbrey
An Experimental Analysis of Two-Person Reciprocity Games.
(February 1993)
[Published in *Social Science Working Paper* 787 (November 1992)]
30. Hugo A. Hopenhayn and Maria E. Muniagurria
Policy Variability and Economic Growth. (February 1993)
31. Eva Ventura Colera
A Note on Measurement Error and Euler Equations: an Alternative to
Log-Linear Approximations. (March 1993)
32. Rafael Crespi Cladera
Protecciones Anti-Opa y Concentración de la Propiedad: el Poder de Voto.
(March 1993)
33. Hugo A. Hopenhayn
The Shakeout. (April 1993)

34. Walter Garcia-Fontes
Price Competition in Segmented Industries. (April 1993)
35. Albert Satorra i Brucart
On the Asymptotic Optimality of Alternative Minimum-Distance Estimators in Linear Latent-Variable Models. (February 1993)
36. Teresa Garcia-Milà, Therese J. McGuire and Robert H. Porter
The Effect of Public Capital in State-Level Production Functions Reconsidered. (February 1993)
37. Ramon Marimon and Shyam Sunder
Expectations and Learning Under Alternative Monetary Regimes: an Experimental Approach. (May 1993)
38. José M. Labeaga and Angel López
Tax Simulations for Spain with a Flexible Demand System. (May 1993)
39. Daniel Serra and Charles ReVelle
Market Capture by Two Competitors: The Pre-Emptive Location Problem. (May 1993)
[Forthcoming in *Journal of Regional Science*]
40. Xavier Cuadras-Morató
Commodity Money in the Presence of Goods of Heterogenous Quality. (July 1993)
[Forthcoming in *Economic Theory*]
41. M. Antònia Monés and Eva Ventura
Saving Decisions and Fiscal Incentives: A Spanish Panel Based Analysis. (July 1993)
42. Wouter J. den Haan and Albert Marcet
Accuracy in Simulations. (September 1993)
[Forthcoming in *Review of Economic Studies*]
43. Jordi Galí
Local Externalities, Convex Adjustment Costs and Sunspot Equilibria. (September 1993)
[Forthcoming in *Journal of Economic Theory*]
44. Jordi Galí
Monopolistic Competition, Endogenous Markups, and Growth. (September 1993)
[Forthcoming in *European Economic Review*]
45. Jordi Galí
Monopolistic Competition, Business Cycles, and the Composition of Aggregate Demand. (October 1993)
[Forthcoming in *Journal of Economic Theory*]
46. Oriol Amat
The Relationship between Tax Regulations and Financial Accounting: a Comparison of Germany, Spain and the United Kingdom. (November 1993)

47. Diego Rodríguez and Dimitri Vayanos
Decentralization and the Management of Competition. (November 1993)
48. Diego Rodríguez and Thomas M. Stoker
A Regression Test of Semiparametric Index Model Specification. (November 1993)
49. Oriol Amat and John Blake
Control of the Costs of Quality Management: a Review of Current Practice in Spain. (November 1993)
50. Jeffrey E. Prisbrey
A Bounded Rationality, Evolutionary Model for Behavior in Two Person Reciprocity Games. (November 1993)
51. Lisa Beth Tilis
Economic Applications of Genetic Algorithms as a Markov Process. (November 1993)
52. Ángel López
The Command for Private Transport in Spain: A Microeconomic Approach. (December 1993)
53. Ángel López
An Assessment of the Encuesta Continua de Presupuestos Familiares (1985-89) as a Source of Information for Applied Research. (December 1993)
54. Antonio Cabrales
Stochastic Replicator Dynamics. (December 1993)
55. Antonio Cabrales and Takeo Hoshi
Heterogeneous Beliefs, Wealth Accumulation, and Asset Price Dynamics. (February 1993, Revised: June 1993)
56. Juan Pablo Nicolini
More on the Time Inconsistency of Optimal Monetary Policy. (November 1993)
57. Lisa B. Tilis
Income Distribution and Growth: A Re-examination. (December 1993)
58. José María Marín Viguera and Shinichi Suda
A Model of Financial Markets with Default and The Role of "Ex-ante" Redundant Assets. (January 1994)
59. Angel de la Fuente and José María Marín Viguera
Innovation, "Bank" Monitoring and Endogenous Financial Development. (January 1994)
60. Jordi Galí
Expectations-Driven Spatial Fluctuations. (January 1994)

