



Economics Working Paper 160

**On Money as a Medium of Exchange when  
Goods Vary by Supply and Demand**

Xavier Cuadras-Morató\*

and

Randall Wright†

February 1996

*Keywords:* Medium of exchange, search theory, supply, demand.

*Journal of Economic Literature classification:* D83, E00, C73.

---

\* Department of Economics, Universitat Pompeu Fabra, Balmes 132, 08008 Barcelona (Spain). E-mail: [cuadras@upf.es](mailto:cuadras@upf.es)

† Department of Economics, University of Pennsylvania, 3718 Locust Walk, Philadelphia PA 19104-6297. E-mail: [rwright@econ.sas.upenn.edu](mailto:rwright@econ.sas.upenn.edu)



## Abstract

Models of the exchange process based on search theory can be used to analyze the features of objects that make them more or less likely to emerge as "money" in equilibrium. These models illustrate the trade-off between endogenous acceptability (an equilibrium property) and intrinsic characteristics of goods, such as storability, recognizability, etc. In this paper, we look at how the relative supply and demand for various goods affect their likelihood of becoming money. Intuitively, goods in high demand and/or low supply are more likely to appear as commodity money, subject to the qualification that which object ends up circulating as a medium of exchange depends at least partly on convention. Welfare properties are discussed.

## 1. Introduction

Models of the exchange process based on search theory can be used to analyze the features of objects that make them more or less likely to emerge as "money" in equilibrium. Features that are important include the intrinsic properties of an object, which determine how good it is as a store of value, and its acceptability, which determines how good it is as a medium of exchange. Acceptability depends on the behavior of individuals in the economy, since the objects that one chooses to accept as money depend at least in part on what others are accepting (that is, acceptability is a property of an equilibrium more than an intrinsic property of an object).

Search models illustrate the trade-off between endogenous acceptability and intrinsic properties. Several versions of the model have been constructed, focusing on different intrinsic properties that have been suggested as important in the traditional literature (see, e.g., Jevons (1875) and Menger (1892) for early discussions of the desirable intrinsic properties of money). For instance, Kiyotaki and Wright (1989), Aiyagari and Wallace (1991), Cuadras-Morató (1994b), and Burdett et al. (1994) look at what may be thought of as various forms of storability, durability, or portability; and Williamson and Wright (1994), Trejos (1993a), Cuadras-Morató (1994a), and Li (1995) look at what may be thought of as homogeneity or recognizability. We continue this line of research by looking at how the relative supply and demand for various goods affect their likelihood of emerging as media of exchange; that is, we ask how the number of producers and consumers of the different commodities influence whether

they become money. Both "scarcity" (a relatively low supply) and "intrinsic utility" (a relatively high demand) have often been identified in the traditional literature as crucial factors determining if a good may serve as a commodity money (see, e.g., Jevons (1875), who seems to argue that demand is the most important factor).

To pursue this, we construct a search model where agents are specialists in production but generalists in consumption. On the one hand, an agent of a particular type always produces the same commodity, and the distribution of types thereby determines the relative supply of the different goods. On the other hand, agents of every type have tastes that change over time according to some common distribution, and this determines the relative demand for the different commodities. Otherwise, all goods and individuals are perfectly symmetric, and, in particular, all goods are perfectly and costlessly storable, recognizable, and so on. Individuals meet in a bilateral exchange process where trade is quid pro quo. They always accept a good that they wish to consume, and the interesting question is whether they accept commodities that they are currently not interested in consuming. A high probability of wanting to consume a good encourages an individual to accept it even if he does not want to consume it now, not only because he is more likely to want to consume it next period, but also because, even if he doesn't, trading partners may be more likely to want it next period. Hence, goods in high demand seem more likely to end up serving as money. At the same time, if the number of producers of a good is large, holding demand constant, individuals may be less likely to accept it now since it is easy to acquire when needed. Hence, goods in scarce supply also seem more likely to end up as money. But, again, what agents accept as money also depends on what they

think others are likely to accept. The purpose of this paper is to sort out the details of these effects.

A model that considers similar issues is contained in Jones (1976). However, there are two drawbacks to that model from our current perspective. First, individuals in Jones' model choose and commit to a sequence of trades before the exchange process starts, rather than using optimal sequential strategies to determine when to trade as a function of who you meet and what you both have. Second, he does not generally impose rational expectations concerning the distribution of goods held by other traders in equilibrium (further analyses of Jones' model by Iwai (1988) and Oh (1989) go only part way to addressing these problems). Another related model is described in Wright (1995). However, that model adopts the very special assumption that each type  $i$  specializes in the consumption of good  $i$  and production of good  $i+1$  (modulo the number of types), which obviously precludes the independent investigation of supply and demand effects. The attempt to generalize that model to study these effects introduced several complications, and led to the rather different model presented here.

In terms of results, the first thing we show is that all types use the same trading strategies in equilibrium. This is important not only because it reduces the set of candidate equilibria rather dramatically, but also because it means that if an object is used as money it is used as money universally (i.e., all agents use the same objects). The next thing we show is that goods are more likely to be accepted as money if and only if holding them implies a higher probability of consumption next period. This is very convenient in terms of solving the model, although note

that the relevant probability is still endogenous because the likelihood that you consume next period of course depends on the trading strategies of others. We then show that high demand for a good is a necessary condition for it to serve as money, in the following sense: if the demand for a good is sufficiently small then there exists no equilibrium where it is used as a medium of exchange. Indeed, a sufficiently high demand always guarantees that a good will emerge as money. We also show that a high supply of a good does not preclude it from being used as money, nor do low values of supply guarantee it will be used as money. Given supply and demand parameters, multiple equilibria with different media of exchange are possible for the reason to which we earlier alluded: the use of money is at least partly a convention. We show one agent is always better off than another agent if we are in an equilibrium where the former's production good is used as money and the latter's is not. We also show that equilibria are not generally efficient; examples demonstrate that several equilibria may coexist with one being dominated by some other.

## 2. The model

The economy is populated by a  $[0,1]$  continuum of infinite-lived agents. There are 3 types of agents and 3 consumption goods (3 is the minimum number that makes things interesting). These goods are costlessly storable and indivisible. We assume that type  $i$  can produce good  $i$ , and only good  $i$ , at a cost in terms of disutility denoted by  $D$ . Let  $\sigma_i$  denote the fraction of the population that are type  $i$ ,  $\sum_i \sigma_i = 1$ , and let  $\sigma = (\sigma_1, \sigma_2, \sigma_3)$ . Then  $\sigma$  describes the

relative supplies of the goods.<sup>1</sup>

Although agents are specialists in production they are generalists in consumption. In this model, we assume that at every date  $t = 0, 1, 2, \dots$ , each agent gets a taste shock (independent across agents and across time) that determines the good he desires that period. If an agent desires good  $i$ , he gets utility  $U$  from consuming it and no utility from consuming any other good. In what follows we write  $u = U - D$  for the net utility from consumption and production. Let  $\delta_i$  be the probability that any agent desires good  $i$ ,  $\sum_i \delta_i = 1$ , and let  $\delta = (\delta_1, \delta_2, \delta_3)$ . Then  $\delta$  describes the relative demands for the goods.<sup>2</sup>

If we endow everyone with a single unit of their production good at the initial date, and assume that thereafter agents can produce iff they consume, then every agent will always be holding one unit of one of the goods. If an agent realizes a desire for the good he is holding, he consumes it, produces a new unit of his production good (assuming that  $D$  is not too large), and waits for the next period. If he realizes a desire for something other than what he is holding, he enters a trading process, or a *market*, wherein he is randomly matched with another agent who also demands a good other than what he is holding. If both agree to trade, they swap

---

<sup>1</sup>Actually,  $\sigma_i$  is a measure of the potential supply of good  $i$ , for although it equals the number of agents who can produce it, this is in general different from the number who actually do produce good  $i$  each period, or from the number of agents with it in inventory.

<sup>2</sup>Related to the previous footnote, actually  $\delta$  is a measure of the potential demand for good  $i$ , for although it equals the number of agents who would like to consume it each period, this is in general different from the number who actually do consume it, or from the number who accept it in trade.

inventories one-for-one (since the goods are indivisible); otherwise, they part company and wait for the next period.

If you meet someone in the trading process who has the good that you desire and wants to trade, then obviously you trade. The interesting question is whether you should agree to a trade for a good you do not currently desire. To formalize this, let  $V_{ij}$  denote the value function for a type  $i$  individual, at the end of a period, holding a good  $j$  other than the one currently desired for consumption. One can interpret  $V_{ij}$  as the value for individual  $i$  of good  $j$  as an asset. Since taste shocks are independent over time,  $V_{ij}$  does not depend on the good that is desired in the current period. Also, since we consider only stationary equilibria,  $V_{ij}$  does not depend on time.

The strategic problem faced by an agent of type  $i$  can be summarized in the following way: he wants to trade good  $j$  for good  $k$  iff  $V_{ij} < V_{ik}$ , that is, iff the value of  $k$  as an asset is larger than the value of good  $j$  as an asset.<sup>3</sup> Hence, once we rank the three value functions we know which trades agent  $i$  wants to make. For example, if  $V_{11} < V_{12} < V_{13}$  then, assuming he did not want to consume the good he was currently holding, type 1 would trade good 1 for good 2, good 1 for good 3, and good 2 for good 3. He would not make any other trades, except of course to acquire a good that he currently desires for immediate consumption.

---

<sup>3</sup>We assume agents do not trade if they are indifferent; however, as long as we restrict attention to pure strategy equilibria, this is innocuous because  $V_{ij} = V_{ik}$  only on a set of measure zero in parameter space.



We can describe behavior of agents of a particular type by a strategy vector, denoted  $s^i = (\dots s_{jk}^i \dots)$ , where  $s_{jk}^i = 1$  if type  $i$  wants to trade good  $j$  for good  $k$  and  $s_{jk}^i = 0$  otherwise. In fact, since  $s_{jk}^i = 1 \Leftrightarrow V_{ik} > V_{ij}$ , the vector  $s^i$  is completely summarized by any three independent elements, say  $\hat{s}^i = (s_{12}^i, s_{23}^i, s_{31}^i)$ . Given  $\hat{s}^i$ , we know how to rank the value functions, which gives us all the  $s_{jk}^i$ . Provided we restrict our analysis to equilibria in which agents of the same type use the same strategies, we can summarize the behavior of all agents by  $S = (s^1, s^2, s^3)$ , which describes the strategies of each type.

Let  $p_{ij}$  denote the measure of type  $i$  agents with good  $j$  at the start of a period,  $\sum_j p_{ij} = \sigma_i$ , and let  $p = (\dots p_{ij} \dots)$ . The measure of agents with good  $j$  is  $P_j = \sum_i p_{ij}$ , and the measure of agents with good  $j$  who go to the market is  $(1-\delta_j) P_j$ , since every agent with good  $j$  has probability  $\delta_j$  of being able to consume without trading. Then the total number of agents in the market is  $N = \sum_j (1-\delta_j) P_j$ , and the fraction of agents in the market who have good  $i$  and want good  $j \neq i$  is  $\pi_{ij} = P_i \delta_j / N$ . Since meetings are random,  $\pi_{ij}$  is the probability of meeting someone who has good  $i$  and wants good  $j$ . Given  $S$ , the distribution  $p$  evolves according to some law of motion  $p' = f(p; S)$ ; for now, we simply note that a steady state distribution is a solution to  $p = f(p; S)$  (see the Appendix for details). If we know  $p$ , we can determine the steady state value of  $\pi = (\dots \pi_{ij} \dots)$  as a function of  $S$  (given  $\sigma$  and  $\delta$ ). Agents have rational expectations regarding these meeting probabilities.

We now derive the value function for type 1 with an inventory of good 1, looking forward to the next period, for given strategies of others as described by  $S$ . This derivation is

somewhat tedious due to the many possible things that can happen to an individual in a period. Propositions 1 and 2 below will simplify the analysis considerably, but it is necessary to consider the general situation before proving these results. To proceed, we partition the different things that can happen to an individual by considering each of three events in turn.

Event 1: With probability  $\delta_1$  he desires good 1. In this case, he does not need to go to the market but simply consumes his inventory and produces a new unit of good 1, for a payoff as follows

$$W_1 = u + V_{11}$$

Event 2: With probability  $\delta_2$  he desires good 2. Then he goes to the market, where several things can happen. With probability  $\pi_{12} + \pi_{13}$  he meets a partner who also has good 1 and they cannot trade, which yields payoff  $V_{11}$ . With probability  $\pi_{21}$  he meets a partner with good 2 who wants good 1 and they trade, which yields payoff  $u + V_{11}$ . With probability  $(\delta_3/N)p_{12}$  he meets a partner of type 1 who holds good 2 but wants good 3, and they trade iff this partner is willing to exchange good 2 for good 1, which yields an expected payoff of  $s^1_{21}(u + V_{11}) + (1-s^1_{21})V_{11}$ . A similar argument can be applied to the case where he meets agents of type 2 and type 3 holding good 2 and wanting to consume good 3. With probability  $\pi_{31}$  he meets a partner with good 3 who wants good 1 and they trade iff our agent is willing to exchange good 1 for good 3, which yields expected payoff  $s^1_{13}V_{13} + (1-s^1_{13})V_{11}$ . With probability  $(\delta_2/N)p_{23}$  he meets a partner of type 2 holding good 3 who wants good 2, and they trade iff  $s^1_{13} = 1$  and  $s^2_{31} =$

1. A similar argument applies when our agent meets an agent of type 3.<sup>4</sup> This yields payoff  $s_{13}^1(p_{13}s_{31}^1 + p_{23}s_{31}^2 + p_{33}s_{31}^3)V_{13} + [(1-s_{13}^1)(p_{13}s_{31}^1 + p_{23}s_{31}^2 + p_{33}s_{31}^3) + p_{13}(1-s_{31}^1) + p_{23}(1-s_{31}^2) + p_{33}(1-s_{31}^3)]V_{11}$ .

Putting all of this together, the expected payoff in Event 2 is

$$\begin{aligned} W_2 &= (\pi_{12} + \pi_{13})V_{11} + \pi_{21}(u + V_{11}) \\ &+ \frac{\delta_3}{N} \left\{ (p_{12}s_{21}^1 + p_{22}s_{21}^2 + p_{32}s_{21}^3)(u + V_{11}) + [p_{12}(1-s_{21}^1) + p_{22}(1-s_{21}^2) + p_{32}(1-s_{21}^3)]V_{11} \right\} \\ &+ \pi_{31} [s_{13}^1 V_{13} + (1-s_{13}^1)V_{11}] + \frac{\delta_2}{N} \left\{ s_{13}^1 (p_{13}s_{31}^1 + p_{23}s_{31}^2 + p_{33}s_{31}^3)V_{13} \right. \\ &\left. + [(1-s_{13}^1)(p_{13}s_{31}^1 + p_{23}s_{31}^2 + p_{33}s_{31}^3) + p_{13}(1-s_{31}^1) + p_{23}(1-s_{31}^2) + p_{33}(1-s_{31}^3)]V_{11} \right\} \end{aligned}$$

Event 3: With probability  $\delta_3$  he desires good 3. A similar analysis to the previous case implies the expected payoff in Event 3 is

$$\begin{aligned} W_3 &= (\pi_{12} + \pi_{13})V_{11} + \pi_{31}(u + V_{11}) \\ &+ \frac{\delta_2}{N} \left\{ (p_{13}s_{31}^1 + p_{23}s_{31}^2 + p_{33}s_{31}^3)(u + V_{11}) + [p_{13}(1-s_{31}^1) + p_{23}(1-s_{31}^2) + p_{33}(1-s_{31}^3)]V_{11} \right\} \end{aligned}$$

---

<sup>4</sup>Obviously, no trade will take place when agent of type 1 holding good 1 and wishing to consume good 2 meets another agent of type 1 holding good 3 and wishing also to consume good 2, because  $s_{13}^1$  and  $s_{31}^1$  can never be both equal to one.

$$\begin{aligned}
& + \pi_{21} [s_{12}^1 V_{12} + (1 - s_{12}^1) V_{11}] + \frac{\delta_3}{N} (s_{12}^1 (p_{12} s_{21}^1 + p_{22} s_{21}^2 + p_{32} s_{21}^3) V_{12} \\
& + [(1 - s_{12}^1) (p_{12} s_{21}^1 + p_{22} s_{21}^2 + p_{32} s_{21}^3) + p_{12} (1 - s_{21}^1) + p_{22} (1 - s_{21}^2) + p_{32} (1 - s_{21}^3)] V_{11})
\end{aligned}$$

The value function  $V_{11}$  satisfies

$$V_{11} = \frac{1}{1+r} \sum_j \delta_j W_j,$$

where  $r > 0$  is the rate of time preference. Substituting the  $W_j$  formulae into  $V_{11}$  and simplifying, we arrive at

$$\begin{aligned}
rV_{11} - \gamma_1 u + \delta_2 s_{13}^1 \left[ \pi_{31} + \frac{\delta_2}{N} (p_{13} s_{31}^1 + p_{23} s_{31}^2 + p_{33} s_{31}^3) \right] (V_{13} - V_{11}) \\
+ \delta_3 s_{12}^1 \left[ \pi_{21} + \frac{\delta_3}{N} (p_{12} s_{21}^1 + p_{22} s_{21}^2 + p_{32} s_{21}^3) \right] (V_{12} - V_{11})
\end{aligned} \tag{1}$$

where

$$\gamma_1 = \delta_1 + \delta_2 \left[ \pi_{21} + \frac{\delta_3}{N} (p_{12} s_{21}^1 + p_{22} s_{21}^2 + p_{32} s_{21}^3) \right] + \delta_3 \left[ \pi_{31} + \frac{\delta_2}{N} (p_{13} s_{31}^1 + p_{23} s_{31}^2 + p_{33} s_{31}^3) \right] \tag{2}$$

is the probability of consumption next period conditional on holding good 1, either because good 1 is desired or because something else is desired and acquired in exchange for good 1.

By similar reasoning (or, more efficiently, by appropriately modulating the subscripts), one can derive

$$\begin{aligned}
rV_{12} = & \gamma_2(u + V_{11} - V_{12}) + \delta_1 s_{23}^1 \left[ \pi_{32} + \frac{\delta_1}{N} (p_{13} s_{32}^1 + p_{23} s_{32}^2 + p_{33} s_{32}^3) \right] (V_{13} - V_{12}) \\
& + \delta_3 s_{21}^1 \left[ \pi_{12} + \frac{\delta_3}{N} (p_{11} s_{12}^1 + p_{21} s_{12}^2 + p_{31} s_{12}^3) \right] (V_{11} - V_{12})
\end{aligned} \tag{3}$$

where

$$\gamma_2 = \delta_2 + \delta_3 \left[ \pi_{32} + \frac{\delta_1}{N} (p_{13} s_{32}^1 + p_{23} s_{32}^2 + p_{33} s_{32}^3) \right] + \delta_1 \left[ \pi_{12} + \frac{\delta_3}{N} (p_{11} s_{12}^1 + p_{21} s_{12}^2 + p_{31} s_{12}^3) \right] \tag{4}$$

and

$$\begin{aligned}
rV_{13} = & \gamma_3(u + V_{11} - V_{13}) + \delta_2 s_{31}^1 \left[ \pi_{13} + \frac{\delta_2}{N} (p_{11} s_{13}^1 + p_{21} s_{13}^2 + p_{31} s_{13}^3) \right] (V_{11} - V_{13}) \\
& + \delta_1 s_{32}^1 \left[ \pi_{23} + \frac{\delta_1}{N} (p_{12} s_{23}^1 + p_{22} s_{23}^2 + p_{32} s_{23}^3) \right] (V_{12} - V_{13})
\end{aligned} \tag{5}$$

where

$$\gamma_3 = \delta_3 + \delta_1 \left[ \pi_{13} + \frac{\delta_2}{N} (p_{11} s_{13}^1 + p_{21} s_{13}^2 + p_{31} s_{13}^3) \right] + \delta_2 \left[ \pi_{23} + \frac{\delta_1}{N} (p_{12} s_{23}^1 + p_{22} s_{23}^2 + p_{32} s_{23}^3) \right]. \tag{6}$$

Using the same reasoning, we can derive similar expressions for the value functions for types 2 and 3. Having done all of this, we are in position to prove that agents of different types necessarily rank the value functions in the same order, and hence use the same strategies.

Proposition 1 For any two types  $h$  and  $i$  and two goods  $j$  and  $k$ ,  $V_{hj} > V_{hk} \Leftrightarrow V_{ij} > V_{ik}$ .

Proof After solving the system of linear equations (1), (3), and (5) for the  $V_{ij}$  (and the similar system for agents of type 2 and type 3), we get the following result:

$$V_{i1} - V_{i2} > 0 \text{ iff}$$

$$(\gamma_1 - \gamma_2)(r + \gamma_3 + \delta_2 s_{31}^i e_1 + \delta_1 s_{32}^i e_2) + (\gamma_1 - \gamma_3) \delta_1 s_{23}^i e_3 + (\gamma_3 - \gamma_2) \delta_2 s_{13}^i e_4 > 0 \quad (7)$$

$$V_{i2} - V_{i3} > 0 \text{ iff}$$

$$(\gamma_2 - \gamma_3)(r + \gamma_1 + \delta_3 s_{12}^i e_5 + \delta_2 s_{13}^i e_6) + (\gamma_2 - \gamma_1) \delta_2 s_{31}^i e_1 + (\gamma_1 - \gamma_3) \delta_3 s_{21}^i e_6 > 0 \quad (8)$$

$$V_{i1} - V_{i3} > 0 \text{ iff}$$

$$(\gamma_1 - \gamma_3)(r + \gamma_2 + \delta_3 s_{21}^i e_6 + \delta_1 s_{23}^i e_3) + (\gamma_2 - \gamma_3) \delta_3 s_{12}^i e_5 + (\gamma_1 - \gamma_2) \delta_1 s_{32}^i e_2 > 0 \quad (9)$$

where

$$e_1 = \pi_{13} + \frac{\delta_2}{N} (p_{11} s_{13}^1 + p_{21} s_{13}^2 + p_{31} s_{13}^3) > 0$$

$$\epsilon_2 - \pi_{23} + \frac{\delta_1}{N}(p_{12}s_{23}^1 + p_{22}s_{23}^2 + p_{32}s_{23}^3) > 0$$

$$\epsilon_3 - \pi_{32} + \frac{\delta_1}{N}(p_{13}s_{32}^1 + p_{23}s_{32}^2 + p_{33}s_{32}^3) > 0$$

$$\epsilon_4 - \pi_{31} + \frac{\delta_2}{N}(p_{13}s_{31}^1 + p_{23}s_{31}^2 + p_{33}s_{31}^3) > 0$$

$$\epsilon_5 - \pi_{21} + \frac{\delta_3}{N}(p_{12}s_{21}^1 + p_{22}s_{21}^2 + p_{32}s_{21}^3) > 0$$

$$\epsilon_6 - \pi_{12} + \frac{\delta_3}{N}(p_{11}s_{12}^1 + p_{21}s_{12}^2 + p_{31}s_{12}^3) > 0$$

The argument now proceeds by contradiction. Suppose that two agents rank the value functions differently and hence use different strategies. For instance, suppose  $s^1 = (0,0,1)$  and  $s^2 = (1,0,0)$ . Then,  $V_{11} > V_{12}$ , and, by (7),  $(\gamma_1 - \gamma_2)(r + \gamma_3 + \delta_2\epsilon_1 + \delta_1\epsilon_2) > 0$ , which implies  $\gamma_1 > \gamma_2$ . Also,  $V_{22} > V_{21}$ , and, again by (7),  $(\gamma_1 - \gamma_2)(r + \gamma_3 + \delta_1\epsilon_2) + (\gamma_3 - \gamma_2)\delta_2\epsilon_4 < 0$ , which implies  $\gamma_2 > \gamma_3$  (given  $\gamma_1 > \gamma_2$ ). Also,  $V_{21} < V_{23}$ , and, by (9),  $(\gamma_1 - \gamma_3)(r + \gamma_2) + (\gamma_2 - \gamma_3)\delta_3\epsilon_5 + (\gamma_1 - \gamma_2)\delta_1\epsilon_2 < 0$ , which implies  $\gamma_3 > \gamma_1$ . This contradicts  $\gamma_1 > \gamma_2$  and  $\gamma_2 > \gamma_3$ . Consequently, we cannot have  $s^1 = (0,0,1)$  and  $s^2 = (1,0,0)$ . Following an identical procedure, one can derive similar contradictions whenever  $s^2 \neq (0,0,1)$ . One can do the same thing whenever  $s^3 \neq (0,0,1)$ . Hence, if  $s^1 = (0,0,1)$  then  $s^2 = s^3 = (0,0,1)$ . A similar argument applies to any  $s^1$ . This completes the proof.  $\square$

Proposition 1 simplifies things a lot, because we only need to analyze situations in which agents rank the goods in the same order, and we can summarize  $S$  by one vector. The following result further simplifies the analysis.

Proposition 2  $V_{ij} > V_{ik} \Leftrightarrow \gamma_j > \gamma_k$ .

Proof: Since all types use the same strategies by Proposition 1, we can substitute  $s_{jk} = s_{jk}^i$  in (7)-(9). Then, using  $s_{jk} \cdot s_{kj} = 0$ , we get the following results for agents of type 1

$$V_{11} > V_{12} \text{ iff}$$

$$(\gamma_1 - \gamma_2)(r + \gamma_3 + \delta_2 s_{31} \pi_{13} + \delta_1 s_{32} \pi_{23}) + (\gamma_3 - \gamma_2) \delta_2 s_{13} \pi_{31} + (\gamma_1 - \gamma_3) \delta_1 s_{23} \pi_{32} > 0 \quad (10);$$

$$V_{12} > V_{13} \text{ iff}$$

$$(\gamma_2 - \gamma_3)(r + \gamma_1 + \delta_3 s_{12} \pi_{21} + \delta_2 s_{13} \pi_{31}) + (\gamma_1 - \gamma_3) \delta_3 s_{21} \pi_{12} + (\gamma_2 - \gamma_1) \delta_2 s_{31} \pi_{13} > 0 \quad (11);$$

$$V_{13} > V_{11} \text{ iff}$$

$$(\gamma_3 - \gamma_1)(r + \gamma_2 + \delta_1 s_{23} \pi_{32} + \delta_3 s_{21} \pi_{12}) + (\gamma_2 - \gamma_1) \delta_1 s_{32} \pi_{23} + (\gamma_3 - \gamma_2) \delta_3 s_{12} \pi_{21} > 0 \quad (12)$$

Given (10)-(12), choose any ranking  $V_{ih} > V_{ij} > V_{ik}$ , and substitute the implied  $s$ . Then, check that  $\gamma_h > \gamma_j$  and  $\gamma_j > \gamma_k$  are necessary and sufficient conditions for the  $V$ 's to be ranked in the assumed way (these computations involve simple algebra which is available upon request).

□



Given Propositions 1 and 2, we are now ready to define an equilibrium.

Definition A steady state, pure strategy, equilibrium is a vector  $s$  that satisfies  $s_{ij} = 1$  iff  $\gamma_j > \gamma_i$ , where the  $\gamma$ 's are defined by (2), (4) and (6).

In terms of intuition, Proposition 2 says that the only value to holding an asset is its use in facilitating future consumption. This is because ultimately all that agents care about is consumption. Proposition 1 says that, irrespective of their production types, all agents rank the goods the same way in terms of their asset value. This is because all agents draw their taste shocks from the same distribution, and so, conditional on holding the same good, they all have the same chance of consuming next period. Of course, once they consume they will be in different positions if they produce different goods, but this does not affect their trading strategies.

In terms of monetary economics, we can say the following. If  $\gamma_i > \gamma_j > \gamma_k$ , then good  $i$  is the best asset and hence is always accepted in trade even if the recipient does not want to consume it; good  $j$  is the second best asset and hence is accepted in some trades where the recipient does not want to consume it but not others; and good  $k$  is the worst asset and hence is never accepted in trade unless the recipient wants to consume it. According to standard definitions (see, e.g., Kiyotaki and Wright (1989) and the references contained therein), this means that good  $i$  serves as a universally accepted commodity money, good  $j$  serves as a partially accepted commodity money, and good  $k$  never serves as money.

We now consider some special cases where supply or demand parameters take on certain extreme values (e.g.,  $\sigma_i=1$  or  $\delta_j=0$ ) which allow us to say quite a bit analytically. Although the model is not very interesting at these extreme values (e.g., at  $\sigma_i=1$  there is only one type), by continuity we know that for parameter values not too different from these extremes the results will be qualitatively similar. The following result says that when demand for a particular good is very small the only possible equilibria are those where it is the worst asset, and therefore it can never be used money.

Proposition 3 *When demand for good  $i$  is very small, it must be the worst asset, and either of the other two goods will be the best asset depending on which has the greater demand relative to supply (in a sense to be made precise in the proof).*

*Proof:* We prove this result for the case of a very low demand for good 3; exactly the same argument applies to any other good. Consider the limiting case where  $\delta_3=0$ . Then it is easy to show  $P_j=p_{jj}=\sigma_j$  for all  $j$  (all types exclusively hold their production good, because, e.g., given  $\delta_3=0$ , type 1 either demands good 1, in which case he consumes and produces a new unit of good 1, or demands good 2, in which case the only trade he ever makes is for immediate consumption). This implies  $N=1-\sigma_1\delta_1-\sigma_2\delta_2$ ,  $\pi_{12}=\sigma_1\delta_2/N$ ,  $\pi_{13}=0$ ,  $\pi_{21}=\sigma_2\delta_1/N$ , and  $\pi_{23}=0$  (we will not need  $\pi_{3j}$ ). From these one can solve for

$$\gamma_1 = \frac{\delta_1(1-\sigma_1\delta_1)}{1-\sigma_1\delta_1-\sigma_2\delta_2}$$

$$\gamma_2 = \frac{\delta_2(1-\sigma_2\delta_2)}{1-\sigma_1\delta_1-\sigma_2\delta_2}$$

$$\gamma_3 = \frac{\delta_1\delta_2(\sigma_1s_{13}+\sigma_2s_{23})}{1-\sigma_1\delta_1-\sigma_2\delta_2}$$

It is now easy to see that equilibria where good 3 ranks as the first or second best asset do not exist. Consider, for instance,  $s=(0,1,1)$ , which requires  $\gamma_1 > \gamma_3 > \gamma_2$ . Using  $\delta_1 = 1-\delta_2$  one can show that  $\gamma_3 - \gamma_2 > 0$  iff  $\sigma_2 > 1$  which is a contradiction. Similar contradictions can be derived for all equilibria which imply that good 3 would be ranked as best or second best asset, and so the only possible equilibria have  $\gamma_3=0$ , and good 3 is the worst asset.

Given this, we now proceed to rank goods 1 and 2. Observe that  $\gamma_1 - \gamma_2$  is proportional to  $H(\delta_1) = (\sigma_1 - \sigma_2)\delta_1^2 - 2(1 - \sigma_2)\delta_1 + 1 - \sigma_2$ . Since  $H(0) > 0 > H(1)$  and  $H'(\delta_1) < 0$  for all  $\delta_1 \in (0,1)$ , there is a unique  $\delta_1^\circ$  such that  $\gamma_2 > \gamma_1$  iff  $\delta_1 < \delta_1^\circ$ , where:

$$\delta_1^\circ = \begin{cases} \frac{1}{2} & \text{if } \sigma_1 = \sigma_2 \\ \frac{1}{\sigma_1 - \sigma_2} (1 - \sigma_2 - \sqrt{(1 - \sigma_1)(1 - \sigma_2)}) & \text{if } \sigma_1 > \sigma_2 \\ \frac{1}{\sigma_1 - \sigma_2} (1 - \sigma_2 + \sqrt{(1 - \sigma_1)(1 - \sigma_2)}) & \text{if } \sigma_1 < \sigma_2 \end{cases}$$

We conclude that when  $\delta_3=0$ , good 3 is the worst asset, and either good 1 will be the best asset iff it has a greater demand relative to supply than good 2 in the sense that  $\delta_1 > \delta_2$ ; in particular, if good 1 and good 2 are supplied equally ( $\sigma_1=\sigma_2$ ), then good 1 is the best asset iff  $\delta_1 > \delta_2$ . This establishes the desired results for the limiting case  $\delta_3=0$ . By continuity, the equilibrium will be qualitatively similar if  $\delta_3$  is strictly positive but not too big.  $\square$

The above argument actually implies that any of the possible strategy profiles can be an equilibrium for the appropriate choice of  $\delta$ , regardless of  $\sigma$ . Consider, e.g., the case  $V_{11} > V_{12} > V_{13}$ . If we make  $\delta_3$  sufficiently small and  $\delta_1$  sufficiently big, then this is an equilibrium. Moreover, it implies the following: as demand for good  $j$  gets sufficiently big ( $\delta_j \rightarrow 1$ , which requires  $\delta_2$  and  $\delta_3 \rightarrow 0$ ), good 1 will necessarily be the best asset. Hence, high enough demand always guarantees that good 1 will emerge as money in equilibrium.

The next result implies that we cannot rule out the existence of equilibria in which goods in very high supply are used as money, or guarantee that goods in low supply are used as money. We proceed by characterizing the set of equilibria in the extreme case of  $\sigma_1=1$  (which might suggest that good 1 is be the worst asset since it is so plentiful).

Given  $\sigma_1=1$ , it is easy to see that  $p_{11}=1$  and  $p_{ij}=0$  unless  $i=j=1$ . Therefore,  $P_1=1$ ,  $P_2=P_3=0$ ,  $N=1-\delta_1$ ,  $\pi_{12}=\delta_2/(1-\delta_1)$ ,  $\pi_{13}=\delta_3/(1-\delta_1)$ . Now the general formulae for  $\gamma_j$  reduce to:

$$\gamma_1 - \delta_1 = 1 - \delta_2 - \delta_3$$

$$\gamma_2 = \frac{\delta_2 + \delta_3(1 - \delta_2 - \delta_3)s_{12}}{\delta_2 + \delta_3}$$

$$\gamma_3 = \frac{\delta_3 + \delta_2(1 - \delta_2 - \delta_3)s_{13}}{\delta_2 + \delta_3}$$

This means that  $\gamma_i - \gamma_j$  is proportional to  $D_{ij}$ , where:

$$D_{21} = (\delta_2 + \delta_3)^2 - \delta_3 + \delta_3(1 - \delta_2 - \delta_3)s_{12}$$

$$D_{31} = (\delta_2 + \delta_3)^2 - \delta_2 + \delta_2(1 - \delta_2 - \delta_3)s_{13}$$

$$D_{32} = \delta_3 - \delta_2 + \delta_2(1 - \delta_2 - \delta_3)s_{13} - \delta_3(1 - \delta_2 - \delta_3)s_{12}$$

We now look for equilibria of various types. First, suppose good 1 is the best asset. For one such case, let  $V_{i1} > V_{i2} > V_{i3}$ , which means  $s_{12} = s_{13} = 0$  and requires  $D_{21} < 0$ ,  $D_{31} < 0$ , and  $D_{32} < 0$ . Inserting  $s_{12} = s_{13} = 0$  into  $D_{ij}$  yields:

$$D_{21} = (\delta_2 + \delta_3)^2 - \delta_3 < 0 \quad \text{iff} \quad \delta_2 < \sqrt{\delta_3} - \delta_3$$

$$D_{31} = (\delta_2 + \delta_3)^2 - \delta_2 < 0 \quad \text{iff} \quad \delta_3 < \sqrt{\delta_2} - \delta_2$$

$$D_{32} = \delta_3 - \delta_2 < 0 \quad \text{iff} \quad \delta_2 > \delta_3.$$

These conditions hold, and hence  $V_{i1} > V_{i2} > V_{i3}$  is an equilibrium, in the region labeled A in Fig. 1. The other case where good 1 is the best asset is  $V_{i1} > V_{i3} > V_{i2}$ , and, by symmetry,

it is an equilibrium in the region labeled A'.

Now suppose good 1 is the second best asset. One case is  $V_{12} > V_{11} > V_{13}$ , which means  $s_{12}=1$  and  $s_{13}=0$  and requires  $D_{21} > 0$ ,  $D_{31} < 0$ , and  $D_{32} > 0$ . Inserting  $s_{12}=1$  and  $s_{13}=0$  yields:

$$D_{21} = \delta_2(\delta_2 + \delta_3) > 0 \text{ for all } \delta$$

$$D_{31} = (\delta_2 + \delta_3)^2 - \delta_2 < 0 \text{ iff } \delta_3 < \sqrt{\delta_2} - \delta_2$$

$$D_{32} = -\delta_2 + \delta_2\delta_3 + \delta_3^2 < 0 \text{ iff } \delta_2 > \frac{\delta_3^2}{1 - \delta_3}$$

It can easily be shown that  $D_{31} < 0$  implies  $D_{32} > 0$ , and therefore this equilibrium exists iff  $\delta_3 < \sqrt{\delta_2} - \delta_2$ , which holds in the union of regions A, A', and B in the figure. Symmetrically, the other equilibrium where good 1 is second best,  $V_{13} > V_{11} > V_{12}$ , exists in the union of regions A', A, and B' in the figure.

Finally, suppose good 1 is the worst asset. One case is  $V_{12} > V_{13} > V_{11}$ , which means  $s_{12}=1$  and  $s_{13}=1$  and requires  $D_{21} > 0$ ,  $D_{31} > 0$ , and  $D_{32} < 0$ . Inserting  $s_{12}=s_{13}=1$  yields

$$D_{21} = \delta_2(\delta_2 + \delta_3) > 0 \text{ for all } \delta$$

$$D_{31} = \delta_3(\delta_2 + \delta_3) > 0 \text{ for all } \delta$$

$$D_{32} = \delta_3^2 - \delta_2^2 < 0 \text{ iff } \delta_2 > \delta_3$$

Hence, this equilibrium exists in the union of regions A, B, and C in the figure. By symmetry, the other equilibrium where good 1 is the worst asset,  $V_{13} > V_{12} > V_{11}$ , exists in the symmetric region, the union of regions A', B', and C'. In particular, notice that for all  $\delta$  there is an equilibrium for which good 1 is the worst asset, and either good 2 or good 3 is the best asset depending only on  $\delta_2 - \delta_3$ . Although we have verified this for the limiting case where  $\sigma_1 = 1$ , by continuity, Fig.1 looks similar and the same economics applies if  $\sigma_1$  is strictly less than 1 but sufficiently large.

The economics of large  $\sigma_1$  can be explained as follows: if  $\delta_1$  is very high, which occurs near the origin in Fig.1, then good 1 can be 1st, 2nd or 3rd best asset; if  $\delta_1$  is less high, then good 1 can be the 2nd or the 3rd best but not the best asset; and, finally, if  $\delta_1$  is low then good 1 must be the worst asset. Given high supply, high demand is a necessary but not sufficient condition for good 1 to be used as money, in the sense that there always exists an equilibrium where good 1 is the worst asset. Hence, high supply makes it less likely that good 1 will be money; it could be money, but demand for that good has to be high and also beliefs have to be right (in the sense that whenever there is an equilibrium where good 1 is used as money there

is another equilibrium where it is not).<sup>5</sup> We summarize certain relevant aspects of the above analysis as follows.

Proposition 4 *Even if the supply of good  $i$  is very high (low), there is always a value of  $\delta$  for which it is (is not) used as money.*

The last result of this section concerns welfare. It says that, in equilibrium, the producers of the most accepted good are better off than the producers of the second most accepted good, and the latter are better off than the producers of the least accepted good. Hence, in a given equilibrium, producing a good that is used as money gives a higher payoff.

Proposition 5 *If  $\gamma_i > \gamma_j$ , then  $V_{im} > V_{jm}$  for all  $m$ ; that is, type  $i$  agents are better off than type  $j$  agents (holding the same good) in any equilibrium where good  $i$  is ranked above good  $j$ .*

*Proof:* The proof involves simple but tedious algebra. We need to solve a system of nine linear equations, composed of (1), (3) and (5) for type 1 and something similar for types 2 and 3, in which we insert for  $s_{ij}$  the values implied by the  $\gamma$ 's. Given the solution, it is easy to check

---

<sup>5</sup>A natural way of introducing fiat money in our model could be as follows: suppose  $\sigma_j = \delta_j = 0$ , but we start off with the initial condition that the fraction of agents holding good  $j$  is positive. We could construct an equilibrium in which good  $j$  has value in a general model where we have  $n$  ( $n > 2$ ) consumer goods and fiat money (good  $j$ ). In our particular three-good version of the model, however, once we assume  $\sigma_j = \delta_j = 0$  we have only two consumer goods and, hence, fiat money would not alleviate the problem of double coincidence of wants and would not take on value.



that  $V_{im} > V_{jm} > V_{km}$  for  $m = 1,2,3$  (details are available upon request).  $\square$

Multiple equilibria with different media of exchange exist for a large set of parameter values for supply and demand. In general, we cannot Pareto rank those equilibria<sup>6</sup>, but we can construct examples where some of the equilibria are inefficient. Consider the case where  $\delta=(0.18,0.10,0.72)$  and  $\sigma=(0.1/9,0.1/9,8.8/9)$ . It can be shown that the following ranking of assets are equilibria: a)  $V_{i1} > V_{i2} > V_{i3}$ , b)  $V_{i2} > V_{i3} > V_{i1}$ , c)  $V_{i3} > V_{i1} > V_{i2}$ , and d)  $V_{i1} > V_{i3} > V_{i2}$ . It is easy to prove that c) is inefficient because all agents are better off in equilibrium a). The intuition for this is the following: an equilibrium in which a good in very high supply performs the role of main medium of exchange is Pareto dominated by another equilibrium in which this same good is the worst asset. This shows that there exist equilibria in which an ill-suited object is used as money (e.g. one in very high supply), but this is inefficient and everyone would be better off if they could coordinate on a different equilibrium with different money.

---

<sup>6</sup>We define the payoff function of type agents  $i$  as

$$U_i = \sum_j \frac{P_{ij}}{\sigma_i} V_{ij}$$

Note that, by Proposition 5,  $\gamma_i > \gamma_j \Rightarrow U_i > U_j$ .

### 3. Numerical analysis

In the previous section we presented some analytic results displaying how the set of equilibria behaved for certain extreme values of parameters (high or low demand for a good, and high supply of a good). Here we consider a range of other parameter values. The method we use for finding equilibria is as follows. First, choose a ranking for good 1, 2 and 3. Then compute  $\pi$  numerically using the formulae in the Appendix. Then compute  $\gamma$  and check whether it is consistent with the ranking we started with. Whether it is will depend on the supply and demand parameters  $\sigma$  and  $\delta$  (since  $\gamma$  depends on  $\delta$  directly, and on  $\pi$ , which itself depends on  $\sigma$  and  $\delta$ ). In fact, due to the symmetry of the model, for most of our analysis we need only focus on a single case. To see this, note that if  $\hat{s}$  is an equilibrium for parameters  $\sigma$  and  $\delta$  and  $\rho$  is a permutation operator, then  $\rho(\hat{s})$  is an equilibrium for parameter  $\rho(\sigma)$  and  $\rho(\delta)$ . For example, fix  $\sigma = (\sigma_1, \sigma_2, \sigma_3)$  and  $\delta = (\delta_1, \delta_2, \delta_3)$  and suppose that  $\hat{s} = (0, 0, 1)$  implies  $\gamma_1 > \gamma_2 > \gamma_3$ , which means that  $\hat{s} = (0, 0, 1)$  is an equilibrium. Then for the permutation  $\rho(\sigma) = (\sigma_3, \sigma_2, \sigma_1)$  and  $\rho(\delta) = (\delta_3, \delta_2, \delta_1)$  it is clear that  $\rho(\hat{s}) = (1, 1, 0)$  implies  $\gamma_3 > \gamma_2 > \gamma_1$ , since this is merely a change in notation, and therefore  $\hat{s} = (1, 1, 0)$  is an equilibrium. Hence, if we find the set of  $(\sigma, \delta)$  parameters such that  $\hat{s} = (0, 0, 1)$  is an equilibrium, we know the set of parameters such that any other  $s$  is an equilibrium simply by permuting the subscripts.

We focus on the case  $\hat{s} = (0, 0, 1)$ , which means  $\gamma_1 > \gamma_2 > \gamma_3$ . For this particular case, the steady state distribution of inventories is described as follows (see the Appendix for more details). First, the producers of good 1 never trade it (except for a good they consume), and so

$p_{11} = \sigma_1$  and  $p_{12} = p_{13} = 0$ . Second, the producers of good 2 trade it for good 1 but not for good 3, and  $p_{21} = (\sigma_2/\sigma_3) p_{31}$ ,  $p_{22} = \sigma_2 p_{21}$ , and  $p_{23} = 0$ , where  $p_{31}$  is defined next. The values of  $p_{31}$  and  $p_{32}$  are found by solving

$$P_1(\sigma_3 - p_{31})\delta_2\delta_3 = [N\delta_1 + P_2\delta_2(1 - \delta_2) + P_3\delta_3(1 - \delta_3)]p_{31}$$

$$P_2P_3\delta_1\delta_3 = [N\delta_2 + P_1\delta_2(1 - \delta_1) + P_3\delta_3(1 - \delta_3)]p_{32}$$

where

$$P_1 = \sigma_1 + \frac{\sigma_2 + \sigma_3}{\sigma_3} p_{31}; \quad P_2 = \sigma_2 - \frac{\sigma_2}{\sigma_3} p_{31} + p_{32}; \quad P_3 = \sigma_3 - p_{31} - p_{32}$$

For what values of  $(\sigma, \delta)$  is  $\hat{s} = (0, 0, 1)$  an equilibrium? To answer this question, for all points on a grid in the set  $\Theta = \{(\sigma, \delta): \sum_i \sigma_i = \sum_i \delta_i = 1\}$ , we compute  $\gamma_i$  and check when  $\gamma_1 > \gamma_2 > \gamma_3$ . Notice that this does not require specifying values for the preference parameters  $u$  and  $r$ .

Figures 2, 3, and 4 show the set of  $\delta$  for which, given values of  $\sigma$ , the equilibrium where  $\gamma_1 > \gamma_2 > \gamma_3$  exists. Recall that in this equilibrium, good 1 is a generally accepted medium of exchange and good 2 is a partially accepted medium of exchange. Each of Figures 2, 3 and 4 differ in the relative supply of goods,  $\sigma$ . Notice that when supply of goods 1 and 2 is markedly scarcer than that of good 3, this equilibrium exists for a much larger region (Fig. 3). When the supply of good 1 is large (Fig. 4), the region where this equilibrium exists is small, and

corresponds very closely to region A in Fig. 1.

Figures 5, 6, and 7 display values of the parameters  $\sigma$  for which the same equilibrium exists, given different values for  $\delta$ . For high enough demand for goods 1 and 2, this equilibrium exists for a large region (Fig. 5 and 6), while for very low demand for goods 1 and 2, this equilibrium exists only for very few values of  $\sigma$  (Fig 7).

We can also use numerical methods to look at the changes that occur in Fig. 1 when we move away from the extreme assumption  $\sigma_1=1$  used in constructing that diagram analytically. In Figures 8, 9, and 10 we fix  $\sigma=(0.70,0.15,0.15)$ , and show the set of  $\delta$  for which the following equilibria exist: respectively,  $\gamma_1 > \gamma_2 > \gamma_3$ ,  $\gamma_2 > \gamma_1 > \gamma_3$ , and  $\gamma_2 > \gamma_3 > \gamma_1$ . These figures show regions in the parameter space which should be compared with the corresponding regions showed in Fig. 1 (respectively A, the union of A, A', and B, and the union of A, B, and C). What these figures indicate is that when the supply of good 1 goes down there are more values of  $\delta$  such that good 1 serves as general medium of exchange (Fig. 8) and fewer values such that good 1 is the least valued asset (Fig. 10).

To conclude the numerical analysis, we compare different equilibria and also different economies as to their degree of monetization. In order to do this, we propose the following measure,  $m$  for the equilibrium with  $\gamma_1 > \gamma_2 > \gamma_3$  (simply modulating the subscripts gives a similar expression for the other equilibria):

$$m = p_{33}\delta_3(P_2\delta_1+P_1\delta_2)+(p_{22}+p_{32})\delta_2\delta_3P_1 - P_3\delta_3(P_2\delta_1+P_1\delta_2)+P_2\delta_2\delta_3P_1$$

In the specified equilibrium, type 1 agents never make any trades for a good they do not consume immediately. Type 2 agents sometimes accept good 1 as medium of exchange when they are holding good 2, while type 3 agents accept good 1 and good 2 as money, provided they are holding good 3. What  $m$  measures is the frequency with which goods are accepted to be used as money and not for immediate consumption.

One conclusion from the experiments we ran is that economies in which agents are relatively equally distributed in terms of both supply and demand parameters are more highly monetized than economies in which the distribution is polarized. An example serves to illustrate the general idea. An economy with a high level of monetization  $m=0.0390728$  is given by  $\delta=(0.31,0.34,0.35)$  and  $\sigma = (0.31,0.34,0.35)$ . An economy with a low degree of monetization  $m=0.00000293$  is given by  $\delta = (0.98,0.01,0.01)$  and  $\sigma = (0.98,0.01,0.01)$ . In the latter case, agents very often produce goods that they consume, yielding little trade. In the former case, production and consumption are not closely linked, implying the need for trade and the use of media of exchange in equilibrium. This result is reminiscent of the observation dating back at least to Adam Smith that specialization leads to a greater role for money (see Kiyotaki and Wright (1993) and Siandra (1991)).

#### 4. Conclusion

This paper provides a model that allows one to study the influence of relative supply and demand on the equilibrium choice of commodity money. The model tends to confirm the intuition that goods with relative high demand and/or low supply are more likely to be used as commodity money. Nevertheless, a good may be used as money if agents believe that it will be acceptable, as long as it does not have too low demand. In fact, we show that if the demand for a good is sufficiently small then there exists no equilibrium where it is used as a medium of exchange and, at the same time, a sufficiently high demand always guarantees that a good will emerge as money. On the supply side, we could not make analogous statements, in the sense that high supply of a good does not preclude it from being used as money, and low supply does not guarantee its use as medium of exchange. We show that there are multiple equilibria for large regions of the space of parameters, although some of them are not efficient. Perhaps the main contribution has been to show that a very natural model, which on the surface seems exceedingly complicated, can actually be analyzed in a fairly clean and simple way.

## Appendix

This appendix shows how to compute the steady state distribution  $p$  for the case of  $s = (0,0,1)$ . We must solve the following system of equations, which are derived by setting the flow in to a state equal to the flow out. For type 1,

$$p_{12} [N\delta_2 + P_1(\delta_1\delta_2 + \delta_3\delta_2) + P_3(\delta_3\delta_2 + \delta_3\delta_1)] - P_2 p_{13} \delta_3 \delta_1 \quad (13)$$

$$p_{13} [(\delta_1\delta_3 + \delta_2\delta_3)P_1 + (\delta_2\delta_3 + \delta_1\delta_3)P_2 + N\delta_3] - 0 \quad (14)$$

For type 2,

$$p_{21} [N\delta_1 + (\delta_2\delta_1 + \delta_2\delta_3)P_2 + (\delta_3\delta_1 + \delta_3\delta_2)P_3] - P_1(\sigma_2 - p_{21})\delta_3\delta_2 \quad (15)$$

$$p_{23} [(\delta_1\delta_3 + \delta_2\delta_3)P_1 + (\delta_2\delta_3 + \delta_1\delta_3)P_2 + N\delta_3] - 0 \quad (16)$$

For type 3,

$$p_{31} [N\delta_1 + (\delta_2\delta_1 + \delta_2\delta_3)P_2 + (\delta_3\delta_1 + \delta_3\delta_2)P_3] - P_1(\sigma_3 - p_{31})\delta_3\delta_2 \quad (17)$$

$$p_{32} [N\delta_2 + P_1(\delta_1\delta_2 + \delta_3\delta_2) + P_3(\delta_3\delta_2 + \delta_3\delta_1)] - P_2(\sigma_3 - p_{31} - p_{32})\delta_3\delta_1 \quad (18)$$

From (14) it is obvious that  $p_{13} = 0$ . Then (13) implies  $p_{12} = 0$ . From (16),  $p_{23} = 0$ . From (15) and (17),  $p_{21} = (\sigma_2/\sigma_3) p_{31}$ . Consequently,  $p_{11} = \sigma_1$  and  $p_{22} = \sigma_2 [(1 - (p_{31}/\sigma_3))]$ . We can now use

this to get the following expressions for  $P_i$ 's.

$$P_1 = \sigma_1 + \left(1 + \frac{\sigma_2}{\sigma_3}\right) p_{31}$$

$$P_2 = \sigma_2 \left(1 - \frac{p_{31}}{\sigma_3}\right) + p_{32}$$

$$P_3 = \sigma_3 - p_{31} - p_{32}$$

Substituting into (17) and simplifying we arrive at

$$p_{31} \left\{ \delta_1 - \delta_1^2 \left[ \sigma_1 + \left(1 + \frac{\sigma_2}{\sigma_3}\right) p_{31} \right] + \delta_2 \delta_3 \left[ \sigma_2 \left(1 - \frac{p_{31}}{\sigma_3}\right) + \sigma_3 - p_{31} \right] \right\} = \left[ \sigma_1 + \left(1 + \frac{\sigma_2}{\sigma_3}\right) p_{31} \right] (\sigma_3 - p_{31}) \delta_2 \delta_3$$

which is a nonlinear equation with only one unknown,  $p_{31}$  and which we can solve numerically for any  $\delta$  and  $\sigma$ . Given  $p_{31}$  and  $(\delta, \sigma)$ , we can now solve (18) for  $p_{32}$ .



## References

- Aiyagari, S.R. and N. Wallace (1991) "Existence of Steady States with Positive Consumption in the Kiyotaki-Wright Model" Review of Economic Studies,58:901-916.
- Burdett, K., M. Coles, N. Kiyotaki and R. Wright (1995) "Buyers and Sellers: Should I Stay or Should I Go?" American Economic Review, Papers and Proceedings, 85, 281-286.
- Cuadras-Morató, X. (1994a) "Commodity Money in the Presence of Goods of Heterogeneous Quality" Economic Theory, 4: 579-591.
- Cuadras-Morató, X. (1994b) "Perishable Commodity Money (Can Ice Cream be Money?)" Economics Working Paper 80, Universitat Pompeu Fabra. Barcelona.
- Iwai, K. (1988) "The Evolution of Money - A Search-theoretic Foundation of Monetary Economics" CARESS Working Paper 88-03, University of Pennsylvania.
- Jevons, S. (1875) Money and the Mechanism of Exchange. London: Henry S. King.
- Jones, R.A. (1976) "The Origin and Development of Media of Exchange" Journal of Political Economy,84: 757-775.

Kiyotaki, N. and R. Wright (1989) "On Money as a Medium of Exchange" Journal of Political Economy, 97: 927-54.

Kiyotaki, N. and R. Wright (1993) "A Search-Theoretic Approach to Monetary Economics" American Economic Review, 83: 63-77.

Li, Y. (1995) "Commodity Money under Private Information", forthcoming in Journal of Monetary Economics

Menger, K. (1892) "On the Origin of Money" Economic Journal, 2: 239-255.

Oh, S. (1989) "A Theory of a Generally Acceptable Medium of Exchange and Barter" Journal of Monetary Economics, 23: 101-119.

Siandra, E. (1991) "Money and Specialization in Production", manuscript. University of Tilburg.

Trejos, A. (1995) "Monetary Exchange under Private Information: A Note" CARESS Working Paper 93-16. University of Pennsylvania, forthcoming in Economic Theory.

Williamson, S. and R. Wright (1994) "Barter and Monetary Exchange under Private Information" American Economic Review, 84: 104-123.

Wright, R. (1995) "Search, Evolution and Money" Journal of Economic Dynamics and Control,  
19: 181-206.

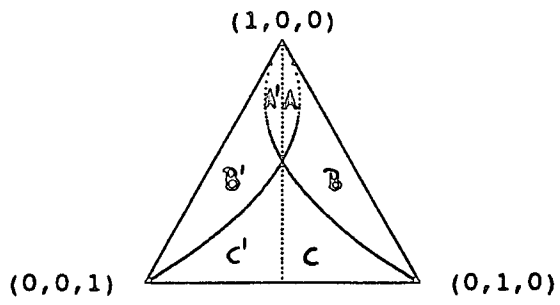


Fig.1 Equilibria when  $\zeta=(1,0,0)$

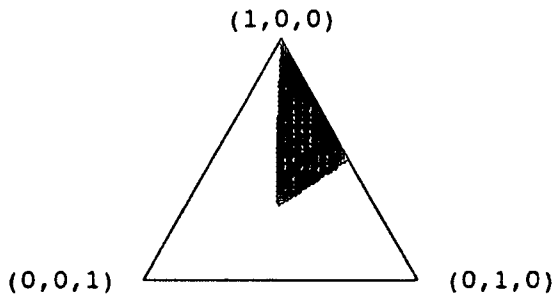


Fig.2  $\zeta=(1/3,1/3,1/3)$

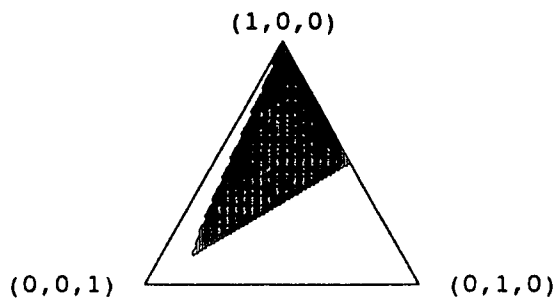


Fig.3  $\zeta=(0.1/9,0.1/9,8.8/9)$

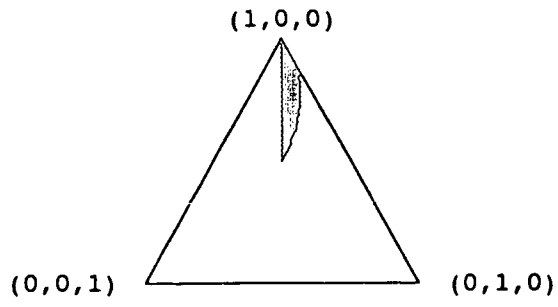


Fig. 4  $\zeta = (0.98, 0.01, 0.01)$

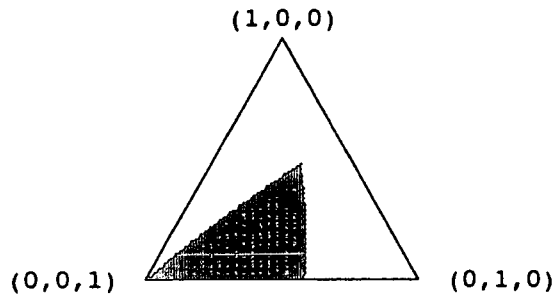


Fig. 5  $\delta = (1/3, 1/3, 1/3)$

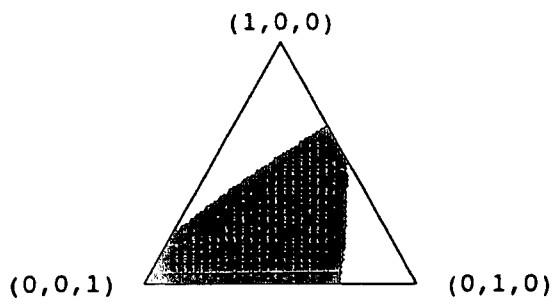


Fig. 6  $\delta = (3.42/9, 3/9, 2.58/9)$

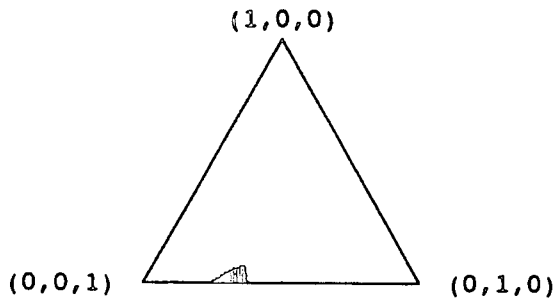


Fig.7  $\delta=(2/9,3/9,4/9)$

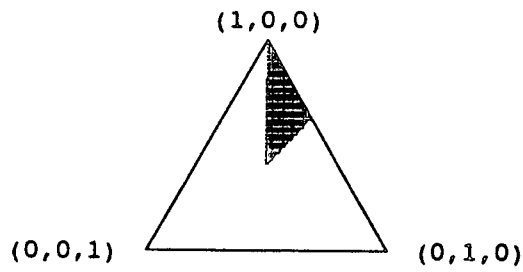


Fig.8 Equilibrium  $\delta_1 > \delta_2 > \delta_3$   
when  $\sigma=(0.70,0.15,0.15)$

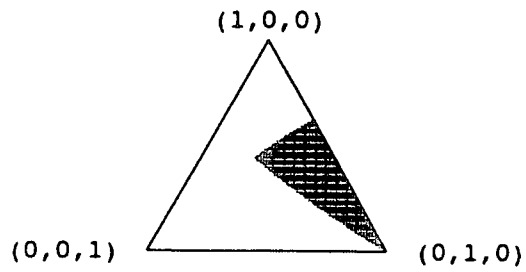


Fig.9 Equilibrium  $\delta_2 > \delta_1 > \delta_3$   
when  $\sigma=(0.70,0.15,0.15)$

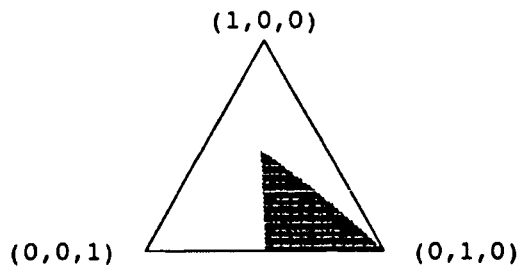


Fig.10 Equilibrium  $\delta_2 > \delta_3 > \delta_1$   
 when  $\sigma = (0.70, 0.15, 0.15)$

## WORKING PAPERS LIST

1. Albert Marcet and Ramon Marimon  
Communication, Commitment and Growth. (June 1991) [Published in *Journal of Economic Theory* Vol. 58, no. 2, (December 1992)]
2. Antoni Bosch  
Economies of Scale, Location, Age and Sex Discrimination in Household Demand. (June 1991) [Published in *European Economic Review* 35, (1991) 1589-1595]
3. Albert Satorra  
Asymptotic Robust Inferences in the Analysis of Mean and Covariance Structures. (June 1991) [Published in *Sociological Methodology* (1992), pp. 249-278, P.V. Marsden Ed. Basil Blackwell: Oxford & Cambridge, MA]
4. Javier Andrés and Jaume Garcia  
Wage Determination in the Spanish Industry. (June 1991) [Published as "Factores determinantes de los salarios: evidencia para la industria española" in J.J. Dolado et al. (eds.) *La industria y el comportamiento de las empresas españolas (Ensayos en homenaje a Gonzalo Mado)*, Chapter 6, pp. 171-196, Alianza Economía]
5. Albert Marcet  
Solving Non-Linear Stochastic Models by Parameterizing Expectations: An Application to Asset Pricing with Production. (July 1991)
6. Albert Marcet  
Simulation Analysis of Dynamic Stochastic Models: Applications to Theory and Estimation. (November 1991), 2d. version (March 1993) [Published in *Advances in Econometrics* invited symposia of the Sixth World Congress of the Econometric Society (Eds. J.J. Laffont i C.A. Sims). Cambridge University Press (1994)]
7. Xavier Calsamiglia and Alan Kirman  
A Unique Informationally Efficient and Decentralized Mechanism with Fair Outcomes. (November 1991) [Published in *Econometrica*, vol. 61, 5, (1993), pp. 1147-1172]
8. Albert Satorra  
The Variance Matrix of Sample Second-order Moments in Multivariate Linear Relations. (January 1992) [Published in *Statistics & Probability Letters* Vol. 15, no. 1, (1992), pp. 63-69]
9. Teresa Garcia-Milà and Therese J. McGuire  
Industrial Mix as a Factor in the Growth and Variability of States' Economies. (January 1992) [Published in *Regional Science and Urban Economics*, vol. 23, (1993), pp. 229-241]
10. Walter Garcia-Fontes and Hugo Hopenhayn  
Entry Restrictions and the Determination of Quality. (February 1992)
11. Guillem López and Adam Robert Wagstaff  
Indicadores de Eficiencia en el Sector Hospitalario. (March 1992) [Published in *Moneda y Crédito* Vol. 196]
12. Daniel Serra and Charles ReVelle  
The PQ-Median Problem: Location and Districting of Hierarchical Facilities. Part I (April 1992) [Published in *Location Science*, Vol. 1, no. 4 (1993)]
13. Daniel Serra and Charles ReVelle  
The PQ-Median Problem: Location and Districting of Hierarchical Facilities. Part II: Heuristic Solution Methods. (April 1992) [Published in *Location Science*, Vol. 2, no. 2 (1994)]
14. Juan Pablo Nicolini  
Ruling out Speculative Hyperinflations: a Game Theoretic Approach. (April 1992) [Forthcoming in *Journal of Economic Dynamics and Control*]
15. Albert Marcet and Thomas J. Sargent  
Speed of Convergence of Recursive Least Squares Learning with ARMA Perceptions. (May 1992) [Published in *Learning and Rationality in Economics*, chapter 6, ed. by A. Kirman and M. Salmon, Basil Blackwell Ltd., Oxford (1995)]
16. Albert Satorra  
Multi-Sample Analysis of Moment-Structures: Asymptotic Validity of Inferences Based on Second-Order Moments. (June 1992) [Published in *Statistical Modelling and Latent Variables* Elsevier, North Holland. K.Haagen, D.J.Bartholomew and M. Deistler (eds.), pp. 283-298.]
- Special issue        Vernon L. Smith  
                          Experimental Methods in Economics. (June 1992)
17. Albert Marcet and David A. Marshall  
Convergence of Approximate Model Solutions to Rational Expectation Equilibria Using the Method of Parameterized Expectations. [This issue is included in working paper number 76 of this same series. In wp. #76, apart from the contents of wp. #17, there are other interesting things]
18. M. Antònia Monés, Rafael Salas and Eva Ventura  
Consumption, Real after Tax Interest Rates and Income Innovations. A Panel Data Analysis. (December 1992)



19. Hugo A. Hopenhayn and Ingrid M. Werner  
Information, Liquidity and Asset Trading in a Random Matching Game. (February 1993)
20. Daniel Serra  
The Coherent Covering Location Problem. (February 1993) [Forthcoming in *Papers in Regional Science*]
21. Ramon Marimon, Stephen E. Spear and Shyam Sunder  
Expectationally-driven Market Volatility: An Experimental Study. (March 1993) [Forthcoming in *Journal of Economic Theory*]
22. Giorgia Giovannetti, Albert Marcet and Ramon Marimon  
Growth, Capital Flows and Enforcement Constraints: The Case of Africa. (March 1993) [Published in *European Economic Review* 37, (1993), pp. 418-425]
23. Ramon Marimon  
Adaptive Learning, Evolutionary Dynamics and Equilibrium Selection in Games. (March 1993) [Published in *European Economic Review* 37 (1993)]
24. Ramon Marimon and Ellen McGrattan  
On Adaptive Learning in Strategic Games. (March 1993) [Forthcoming in *A. Kirman and M. Salmon eds. "Learning and Rationality in Economics"* Basil Blackwell]
25. Ramon Marimon and Shyam Sunder  
Indeterminacy of Equilibria in a Hyperinflationary World: Experimental Evidence. (March 1993) [Forthcoming in *Econometrica*]
26. Jaume Garcia and José M. Labeaga  
A Cross-Section Model with Zeros: an Application to the Demand for Tobacco. (March 1993)
27. Xavier Freixas  
Short Term Credit Versus Account Receivable Financing. (March 1993)
28. Massimo Motta and George Norman  
Does Economic Integration cause Foreign Direct Investment? (March 1993) [Published in *Working Paper University of Edinburgh 1993:1*]
29. Jeffrey Prisbrey  
An Experimental Analysis of Two-Person Reciprocity Games. (February 1993) [Published in *Social Science Working Paper 787* (November 1992)]
30. Hugo A. Hopenhayn and Maria E. Muniagurria  
Policy Variability and Economic Growth. (February 1993)
31. Eva Ventura Colera  
A Note on Measurement Error and Euler Equations: an Alternative to Log-Linear Approximations. (March 1993) [Published in *Economics Letters*, 45, (1994), pp. 305-308]
32. Rafael Crespi i Cladera  
Protecciones Anti-Opa y Concentración de la Propiedad: el Poder de Voto. (March 1993)
33. Hugo A. Hopenhayn  
The Shakeout. (April 1993)
34. Walter Garcia-Fontes  
Price Competition in Segmented Industries. (April 1993)
35. Albert Satorra i Brucart  
On the Asymptotic Optimality of Alternative Minimum-Distance Estimators in Linear Latent-Variable Models. (February 1993) [Published in *Econometric Theory*, 10, pp. 867-883]
36. Teresa Garcia-Milà, Therese J. McGuire and Robert H. Porter  
The Effect of Public Capital in State-Level Production Functions Reconsidered. (February 1993) [Forthcoming in *The Review of Economics and Statistics*]
37. Ramon Marimon and Shyam Sunder  
Expectations and Learning Under Alternative Monetary Regimes: an Experimental Approach. (May 1993)
38. José M. Labeaga and Angel López  
Tax Simulations for Spain with a Flexible Demand System. (May 1993)
39. Daniel Serra and Charles ReVelle  
Market Capture by Two Competitors: The Pre-Emptive Location Problem. (May 1993) [Published in *Journal of Regional Science*, Vol. 34, no.4 (1994)]
40. Xavier Cuadras-Morató  
Commodity Money in the Presence of Goods of Heterogenous Quality. (July 1993) [Published in *Economic Theory* 4 (1994)]
41. M. Antònia Monés and Eva Ventura  
Saving Decisions and Fiscal Incentives: A Spanish Panel Based Analysis. (July 1993)

42. Wouter J. den Haan and Albert Marcet  
Accuracy in Simulations. (September 1993) [Published in *Review of Economic Studies*, (1994)]
43. Jordi Galí  
Local Externalities, Convex Adjustment Costs and Sunspot Equilibria. (September 1993) [Published in *Journal of Economic Theory*, vol. 64, no. 1, (1994), pp. 242-252]
44. Jordi Galí  
Monopolistic Competition, Endogenous Markups, and Growth. (September 1993) [Forthcoming in *European Economic Review*]
45. Jordi Galí  
Monopolistic Competition, Business Cycles, and the Composition of Aggregate Demand. (October 1993) [Published in *Journal of Economic Theory*, vol. 63, no. 1, (1994), pp. 1-8]
46. Oriol Amat  
The Relationship between Tax Regulations and Financial Accounting: a Comparison of Germany, Spain and the United Kingdom. (November 1993)
47. Diego Rodríguez and Dimitri Vayanos  
Decentralization and the Management of Competition. (November 1993)
48. Diego Rodríguez and Thomas M. Stoker  
A Regression Test of Semiparametric Index Model Specification. (November 1993)
49. Oriol Amat and John Blake  
Control of the Costs of Quality Management: a Review of Current Practice in Spain. (November 1993)
50. Jeffrey E. Prisbrey  
A Bounded Rationality, Evolutionary Model for Behavior in Two Person Reciprocity Games. (November 1993)
51. Lisa Beth Tilis  
Economic Applications of Genetic Algorithms as a Markov Process. (November 1993)
52. Ángel López  
The Command for Private Transport in Spain: A Microeconometric Approach. (December 1993)
53. Ángel López  
An Assessment of the Encuesta Continua de Presupuestos Familiares (1985-89) as a Source of Information for Applied Research. (December 1993)
54. Antonio Cabrales  
Stochastic Replicator Dynamics. (December 1993)
55. Antonio Cabrales and Takeo Hoshi  
Heterogeneous Beliefs, Wealth Accumulation, and Asset Price Dynamics. (February 1993, Revised: June 1993) [Forthcoming in *Journal of Economic Dynamics and Control*]
56. Juan Pablo Nicolini  
More on the Time Inconsistency of Optimal Monetary Policy. (November 1993)
57. Lisa B. Tilis  
Income Distribution and Growth: A Re-examination. (December 1993)
58. José María Marín Viguera and Shinichi Suda  
A Model of Financial Markets with Default and The Role of "Ex-ante" Redundant Assets. (January 1994)
59. Angel de la Fuente and José María Marín Viguera  
Innovation, "Bank" Monitoring and Endogenous Financial Development. (January 1994) [Finance and Banking Discussion Papers Series (10)]
60. Jordi Galí  
Expectations-Driven Spatial Fluctuations. (January 1994)
61. Josep M. Argilés  
Survey on Commercial and Economic Collaboration Between Companies in the EEC and Former Eastern Bloc Countries. (February 1994) [Published in *Revista de Estudios Europeos*, no. 8, (1994), pp. 21-36]
62. German Rojas  
Optimal Taxation in a Stochastic Growth Model with Public Capital: Crowding-in Effects and Stabilization Policy. (September 1993)
63. Irasema Alonso  
Patterns of Exchange, Fiat Money, and the Welfare Costs of Inflation. (November 1991, Revised: September 1993)
64. Rohit Rahi  
Adverse Selection and Security Design. (July 1993, Revised: February 1994)
65. Jordi Galí and Fabrizio Zilibotti  
Endogenous Growth and Poverty Traps in a Cournotian Model. (November 1993)

66. Jordi Galí and Richard Clarida  
Sources of Real Exchange Rate Fluctuations: How Important are Nominal Shocks?. (October 1993, Revised: January 1994) [Published in *Carnegie-Rochester Conference in Public Policy*, vol. 41, (1994), pp. 1-56]
67. John Ireland  
A DPP Evaluation of Efficiency Gains from Channel-Manufacturer Cooperation on Case Counts. (February 1994)
68. John Ireland  
How Products' Case Volumes Influence Supermarket Shelf Space Allocations and Profits. (February 1994)
69. Fabrizio Zilibotti  
Foreign Investments, Enforcement Constraints and Human Capital Accumulation. (February 1994)
70. Vladimir Marianov and Daniel Serra  
Probabilistic Maximal Covering Location Models for Congested Systems. (March 1994)
71. Giorgia Giovannetti.  
Import Pricing, Domestic Pricing and Market Structure. (August 1993, Revised: January 1994)
72. Raffaella Giordano.  
A Model of Inflation and Reputation with Wage Bargaining. (November 1992, Revised March 1994)
73. Jaume Puig i Junoy.  
Aspectos Macroeconómicos del Gasto Sanitario en el Proceso de Convergencia Europea. (Enero 1994)
74. Daniel Serra, Samuel Ratick and Charles ReVelle.  
The Maximum Capture Problem with Uncertainty (March 1994) [Published in *Environment and Planning B*, vol. 23, (1996), pp. 49-59]
75. Oriol Amat, John Blake and Jack Dowds.  
Issues in the Use of the Cash Flow Statement-Experience in some Other Countries (March 1994) [Forthcoming in *Revista Española de Financiación y Contabilidad*]
76. Albert Marcet and David A. Marshall.  
Solving Nonlinear Rational Expectations Models by Parameterized Expectations: Convergence to Stationary Solutions (March 1994)
77. Xavier Sala-i-Martin.  
Lecture Notes on Economic Growth (I): Introduction to the Literature and Neoclassical Models (May 1994)
78. Xavier Sala-i-Martin.  
Lecture Notes on Economic Growth (II): Five Prototype Models of Endogenous Growth (May 1994)
79. Xavier Sala-i-Martin.  
Cross-Sectional Regressions and the Empirics of Economic Growth (May 1994)
80. Xavier Cuadras-Morató.  
Perishable Medium of Exchange (Can Ice Cream be Money?) (May 1994)
81. Esther Martínez García.  
Progresividad y Gastos Fiscales en la Imposición Personal sobre la Renta (Mayo 1994)
82. Robert J. Barro, N. Gregory Mankiw and Xavier Sala-i-Martin.  
Capital Mobility in Neoclassical Models of Growth (May 1994)
83. Sergi Jiménez-Martin.  
The Wage Setting Process in Spain. Is it Really only about Wages? (April 1993, Revised: May 1994)
84. Robert J. Barro and Xavier Sala-i-Martin.  
Quality Improvements in Models of Growth (June 1994)
85. Francesco Drudi and Raffaella Giordano.  
Optimal Wage Indexation in a Reputational Model of Monetary Policy Credibility (February 1994)
86. Christian Helmenstein and Yury Yegorov.  
The Dynamics of Migration in the Presence of Chains (June 1994)
87. Walter García-Fontes and Massimo Motta.  
Quality of Professional Services under Price Floors. (June 1994) [Forthcoming in *Revista Española de Economía*]
88. Jose M. Bailen.  
Basic Research, Product Innovation, and Growth. (September 1994)
89. Oriol Amat and John Blake and Julia Clarke.  
Bank Financial Analyst's Response to Lease Capitalization in Spain (September 1994) [Published in *International Journal of Accounting*, no. 30, (1995), pp. 331-343.]
90. John Blake and Oriol Amat and Julia Clarke.  
Management's Response to Finance Lease Capitalization in Spain (September 1994) [Published in *European Business Review*, vol. 95, no. 6, (1995), pp. 26-34]

91. Antoni Bosch and Shyam Sunder.  
Tracking the Invisible Hand: Convergence of Double Auctions to Competitive Equilibrium. (Revised: July 1994)
92. Sergi Jiménez-Martin.  
The Wage Effect of an Indexation Clause: Evidence from Spanish Manufacturing Firms. (August 1993, Revised: September 1994)
93. Albert Carreras and Xavier Tafunell.  
National Enterprise. Spanish Big Manufacturing Firms (1917-1990), between State and Market (September 1994)
94. Ramon Faulí-Oller and Massimo Motta.  
Why do Owners let their Managers Pay too much for their Acquisitions? (October 1994)
95. Marc Sóz Zafra and Jorge V. Pérez-Rodríguez.  
Modelos Autorregresivos para la Varianza Condicionada Heteroscedástica (ARCH) (October 1994)
96. Daniel Serra and Charles ReVelle.  
Competitive Location in Discrete Space (November 1994) [Published in Zvi Drezner (ed.): *Facility Location: a Survey of Applications and Methods*. Springer-Verlag New York, (1995), pp. 367-386]
97. Alfonso Gambardella and Walter García-Fontes.  
Regional Linkages through European Research Funding (October 1994) [Forthcoming in *Economic of Innovation and New Technology*]
98. Daron Acemoglu and Fabrizio Zilibotti.  
Was Prometheus Unbound by Chance? Risk, Diversification and Growth (November 1994)
99. Thierry Foucault.  
Price Formation and Order Placement Strategies in a Dynamic Order Driven Market (Revised: June 1994) [Finance and Banking Discussion Papers Series (2)]
100. Ramon Marimon and Fabrizio Zilibotti.  
'Actual' versus 'Virtual' Employment in Europe: Why is there Less Employment in Spain? (December 1994)
101. María Sáez Martí.  
Are Large Windows Efficient? Evolution of Learning Rules in a Bargaining Model (December 1994)
102. María Sáez Martí.  
An Evolutionary Model of Development of a Credit Market (December 1994)
103. Walter García-Fontes and Ruben Tansini and Marcel Vaillant.  
Cross-Industry Entry: the Case of a Small Developing Economy (December 1994)
104. Xavier Sala-i-Martin.  
Regional Cohesion: Evidence and Theories of Regional Growth and Convergence (October 1994)
105. Antoni Bosch-Domènech and Joaquim Silvestre.  
Credit Constraints in General Equilibrium: Experimental Results (December 1994)
106. Casey B. Mulligan and Xavier Sala-i-Martin.  
A Labor-Income-Based Measure of the Value of Human Capital: an Application to the States of the United States. (March 1994, Revised: December 1994)
107. José M. Bailén and Luis A. Rivera-Bátiz.  
Human Capital, Heterogeneous Agents and Technological Change (March 1995)
108. Xavier Sala-i-Martin.  
A Positive Theory of Social Security (Revised: February 1995)
109. J. S. Marron and Frederic Udina.  
Interactive Local Bandwidth Choice (February 1995)
110. Marc Sáez and Robert M. Kunst.  
ARCH Patterns in Cointegrated Systems (March 1995)
111. Xavier Cuadras-Morató and Joan R. Rosés.  
Bills of Exchange as Money: Sources of Monetary Supply during the Industrialization in Catalonia (1844-74) (April 1995)
112. Casey B. Mulligan and Xavier Sala-i-Martin.  
Measuring Aggregate Human Capital (October 1994, Revised: January 1995)
113. Fabio Canova.  
Does Detrending Matter for the Determination of the Reference Cycle and the Selection of Turning Points? (February 1994, Revised: March 1995)
114. Sergiu Hart and Andreu Mas-Colell.  
Bargaining and Value (July 1994, Revised: February 1995) [Forthcoming in *Econometrica*]
115. Teresa Garcia-Milà, Albert Marcet and Eva Ventura.  
Supply Side Interventions and Redistribution (June 1995)

116. Robert J. Barro and Xavier Sala-i-Martin.  
Technological Diffusion, Convergence, and Growth (May 1995)
117. Xavier Sala-i-Martin.  
The Classical Approach to Convergence Analysis (June 1995)
118. Serguei Maliar and Vitali Perepelitsa.  
LCA Solvability of Chain Covering Problem (May 1995)
119. Serguei Maliar, Igor' Kozin and Vitali Perepelitsa.  
Solving Capability of LCA (June 1995)
120. Antonio Ciccone and Robert E. Hall.  
Productivity and the Density of Economic Activity (May 1995) [Forthcoming in *American Economic Review*]
121. Jan Werner.  
Arbitrage, Bubbles, and Valuation (April 1995)
122. Andrew Scott.  
Why is Consumption so Seasonal? (March 1995)
123. Oriol Amat and John Blake.  
The Impact of Post Industrial Society on the Accounting Compromise-Experience in the UK and Spain (July 1995)
124. William H. Dow, Jessica Holmes, Tomas Philipson and Xavier Sala-i-Martin.  
Death, Tetanus, and Aerobics: The Evaluation of Disease-Specific Health Interventions (July 1995)
125. Tito Cordella and Manjira Datta.  
Intertemporal Cournot and Walras Equilibrium: an Illustration (July 1995)
126. Albert Satorra.  
Asymptotic Robustness in Multi-Sample Analysis of Multivariate Linear Relations (August 1995)
127. Albert Satorra and Heinz Neudecker.  
Compact Matrix Expressions for Generalized Wald Tests of Equality of Moment Vectors (August 1995)
128. Marta Gómez Puig and José G. Montalvo.  
Bands Width, Credibility and Exchange Risk: Lessons from the EMS Experience (December 1994, Revised: June 1995) [Finance and Banking Discussion Papers Series (1)]
129. Marc Sáez.  
Option Pricing under Stochastic Volatility and Stochastic Interest Rate in the Spanish Case (August 1995) [Finance and Banking Discussion Papers Series (3)]
130. Xavier Freixas and Jean-Charles Rochet.  
Fair Pricing of Deposit Insurance. Is it Possible? Yes. Is it Desirable? No (January 1995, Revised: June 1995) [Finance and Banking Discussion Papers Series (4)]
131. Heinz Neudecker and Albert Satorra.  
The Algebraic Equality of Two Asymptotic Tests for the Hypothesis that a Normal Distribution Has a Specified Correlation Matrix (April 1995)
132. Walter Garcia-Fontes and Aldo Geuna.  
The Dynamics of Research Networks in Brite-Euram (January 1995, Revised: July 1995)
133. Jeffrey S. Simonoff and Frederic Udina.  
Measuring the Stability of Histogram Appearance when the Anchor Position is Changed (July 1995) [Forthcoming in *Computational Statistics and Data Analysis*]
134. Casey B. Mulligan and Xavier Sala-i-Martin.  
Adoption of Financial Technologies: Implications for Money Demand and Monetary Policy (August 1995) [Finance and Banking Discussion Papers Series (5)]
135. Fabio Canova and Morten O. Ravn.  
International Consumption Risk Sharing (March 1993, Revised: June 1995) [Finance and Banking Discussion Papers Series (6)]
136. Fabio Canova and Gianni De Nicolò.  
The Equity Premium and the Risk Free Rate: A Cross Country, Cross Maturity Examination (April 1995) [Finance and Banking Discussion Papers Series (7)]
137. Fabio Canova and Albert Marcet.  
The Poor Stay Poor: Non-Convergence across Countries and Regions (October 1995)
138. Etsuro Shioji.  
Regional Growth in Japan (January 1992, Revised: October 1995)
139. Xavier Sala-i-Martin.  
Transfers, Social Safety Nets, and Economic Growth (September 1995)

140. José Luis Pinto.  
Is the Person Trade-Off a Valid Method for Allocating Health Care Resources? Some Comments (October 1995)
141. Nir Dagan.  
Consistent Solutions in Exchange Economies: a Characterization of the Price Mechanism (November 1995)
142. Antonio Ciccone and Kiminori Matsuyama.  
Start-up Costs and Pecuniary Externalities as Barriers to Economic Development (March 1995) [Forthcoming in *Journal of Development Economics*]
143. Etsuro Shioji.  
Regional Allocation of Skills (December 1995)
144. José V. Rodríguez Mora.  
Shared Knowledge (September 1995)
145. José M. Marín and Rohit Rahi.  
Information Revelation and Market Incompleteness (February 1996) [Finance and Banking Discussion Papers Series (8)]
146. José M. Marín and Jacques P. Olivier.  
On the Impact of Leverage Constraints on Asset Prices and Trading Volume (November 1995) [Finance and Banking Discussion Papers Series (9)]
147. Massimo Motta.  
Research Joint Ventures in an International Economy (November 1995)
148. Ramon Faulí-Oller and Massimo Motta.  
Managerial Incentives for Mergers (November 1995)
149. Luis Angel Medrano Adán.  
Insider Trading and Real Investment (December 1995) [Finance and Banking Discussion Papers Series (11)]
150. Luisa Fuster.  
Altruism, Uncertain Lifetime, and the Distribution of Wealth (December 1995)
151. Nir Dagan.  
Consistency and the Walrasian Allocations Correspondence (January 1996)
152. Nir Dagan.  
Recontracting and Competition (August 1994, Revised: January 1996)
153. Bruno Biais, Thierry Foucault and François Salanié.  
Implicit Collusion on Wide Spreads (December 1995) [Finance and Banking Discussion Papers Series (12)]
154. John C. Gower and Michael Greenacre.  
Unfolding a Symmetric Matrix (January 1996)
155. Sjaak Hurkens and Nir Vulkan.  
Information Acquisition and Entry (February 1996)
156. María Sáez Martí.  
Boundedly Rational Credit Cycles (February 1996) [Finance and Banking Discussion Papers Series (13)]
157. Daron Acemoglu and Fabrizio Zilibotti.  
Agency Costs in the Process of Development (February 1996) [Finance and Banking Discussion Papers Series (14)]
158. Antonio Ciccone and Kiminori Matsuyama.  
Efficiency and Equilibrium with Locally Increasing Aggregate Returns Due to Demand Complementarities (January 1996)
159. Antonio Ciccone.  
Rapid Catch-Up, Fast Convergence, and Persistent Underdevelopment (February 1996)
160. Xavier Cuadras-Morató and Randall Wright.  
On Money as a Medium of Exchange when Goods Vary by Supply and Demand (February 1996)

